

# CEO REPORT

NOVEMBER 2018



# OUR MISSION

The Virginia Railway Express, a joint project of the Northern Virginia Transportation Commission and the Potomac Rappahannock Transportation Commission, will provide safe, cost-effective, accessible, reliable, convenient, and customer responsive commuter-oriented rail passenger service. VRE contributes to the economic vitality of its member jurisdictions as an integral part of a balanced, intermodal regional transportation system.





CEO REPORT | NOVEMBER 2018

# TABLE OF CONTENTS

SUCCESS AT A GLANCE ..... 3

ON-TIME PERFORMANCE ..... 4

AVERAGE DAILY RIDERSHIP ..... 6

SUMMONSES ISSUED ..... 7

TRAIN UTILIZATION ..... 8

PARKING UTILIZATION ..... 9

FINANCIAL REPORT .....10

FACILITIES UPDATE.....11

UPCOMING PROCUREMENTS .....13

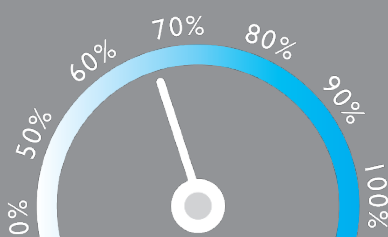
PROJECTS PROGRESS REPORT .....16



VIRGINIA RAILWAY EXPRESS  
A better way. A better life.




S



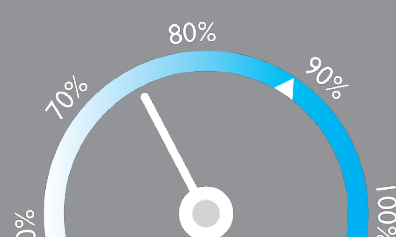
**PARKING UTILIZATION**

The total number of parking spaces used in the VRE system during the month, divided by the total number of parking spaces available.



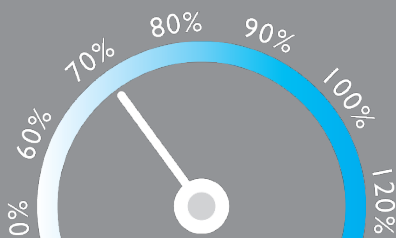
**AVERAGE DAILY RIDERSHIP**

The average number of boardings each operating day inclusive of Amtrak Step-Up boardings but excluding "S" schedule operating days.  
▲ Same month, previous year.



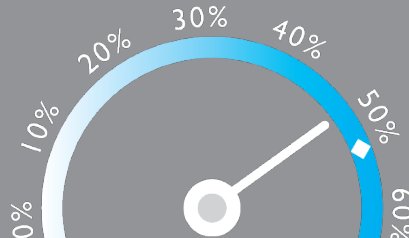
**ON-TIME PERFORMANCE**

Percentage of trains that arrive at their destination within five minutes of the schedule.  
▲ Same month, previous year.



**SYSTEM CAPACITY**

The percent of peak hour train seats occupied. The calculation excludes reverse flow and non-peak hour trains.



**OPERATING RATIO**

The monthly operating revenues divided by the monthly operating expenses, which depicts the percent of operating costs paid by the riders.  
◆ Board-established goal.

**SEPTEMBER 2018**

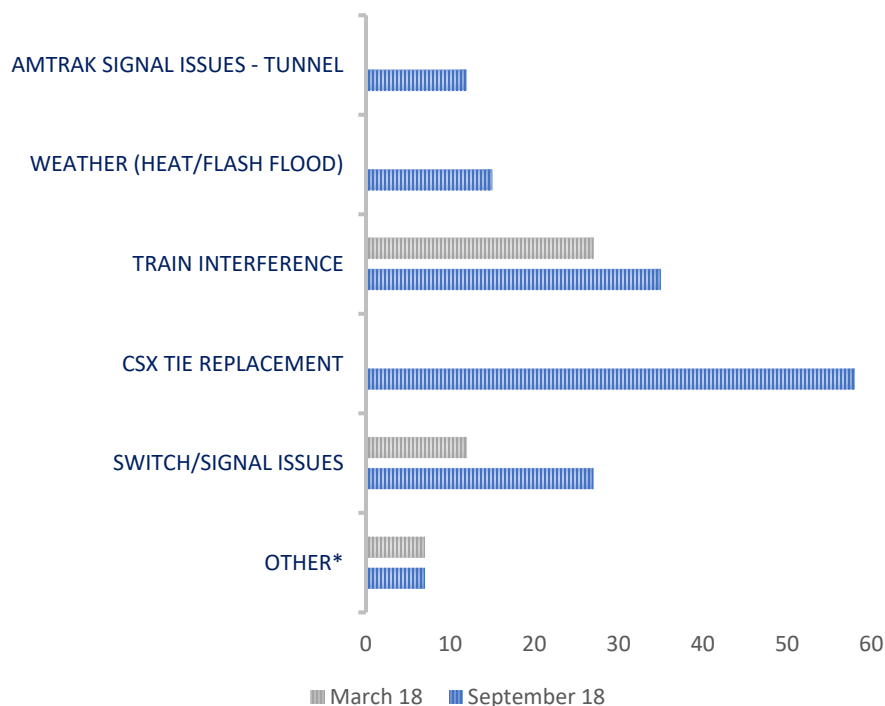


# ON-TIME PERFORMANCE

## OUR RECORD

	September 2018	August 2018	September 2017
Manassas Line	84%	81%	92%
Fredericksburg Line	65%	62%	87%
System Wide	75%	72%	89%

## REASONS FOR DELAYS



VRE operated 606 trains in September.

Our on-time rate for September was 75%.

One hundred fifty-four of the trains arrived more than five minutes late to their final destinations. Forty-nine of those late trains were on the Manassas Line (32%), and one hundred five of those late trains were on the Fredericksburg Line (68%).

September numbers show a continuation of issues that were seen in August. As compared to March of this year, which was a typical month with 92% on-time performance, we can see that Amtrak tunnel signal problems, flood warnings (Florence), and the CSX tie replacement work south of Quantico all contributed to the lower than average on-time performance.

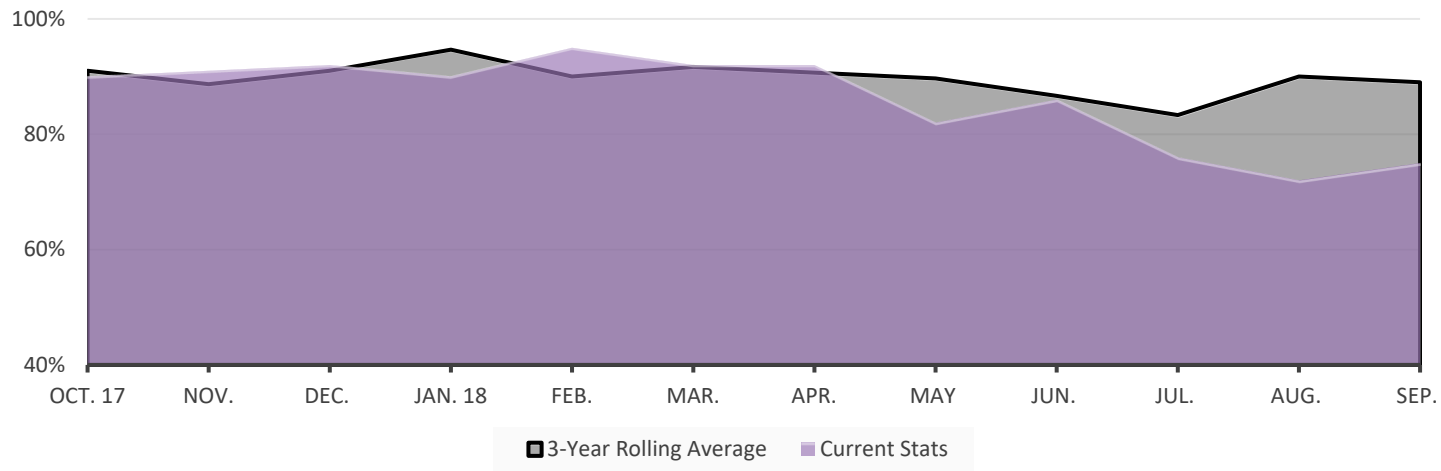
\*Includes trains that were delayed due to operational testing and passenger handling.

## LATE TRAINS

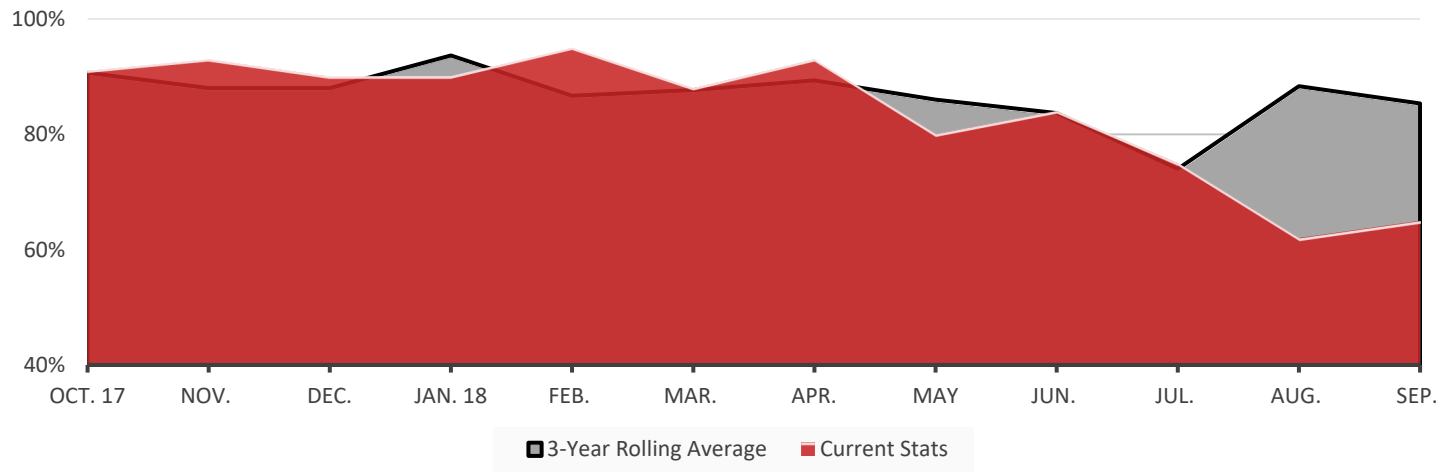
	System Wide			Fredericksburg Line			Manassas Line		
	Jul.	Aug.	Sep.	Jul.	Aug.	Sep.	Jul.	Aug.	Sep.
Total late trains	161	210	154	84	138	105	77	72	49
Average minutes late	21	21	15	19	21	15	23	21	16
Number over 30 minutes	40	31	13	19	22	6	21	9	7
Heat restriction days / total days	7/21	7/23	0/19						

ON-TIME PERFORMANCE

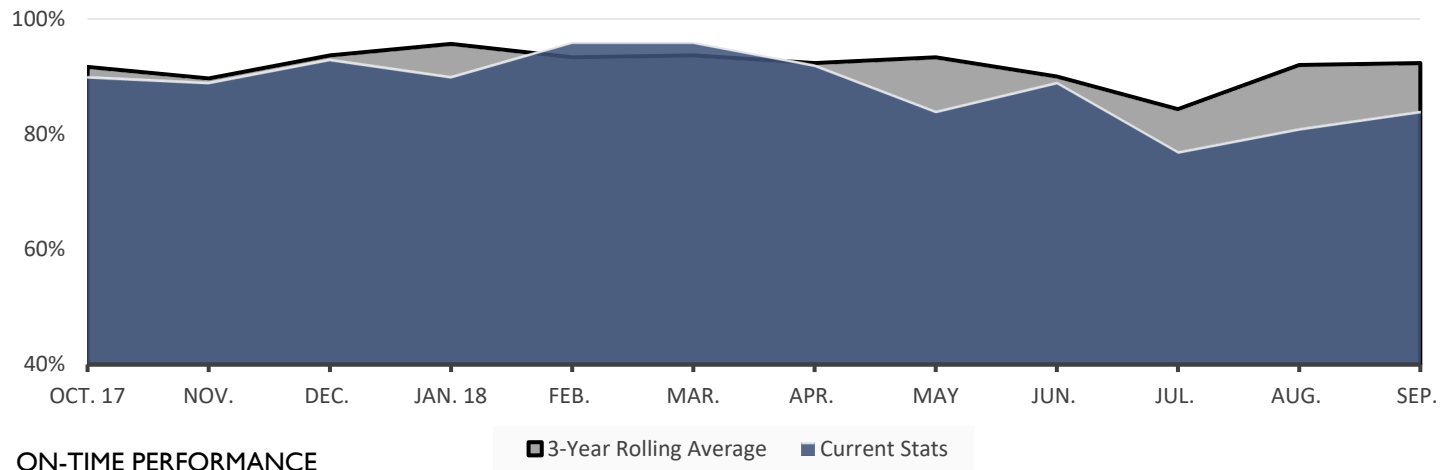
VRE SYSTEM



FREDERICKSBURG LINE

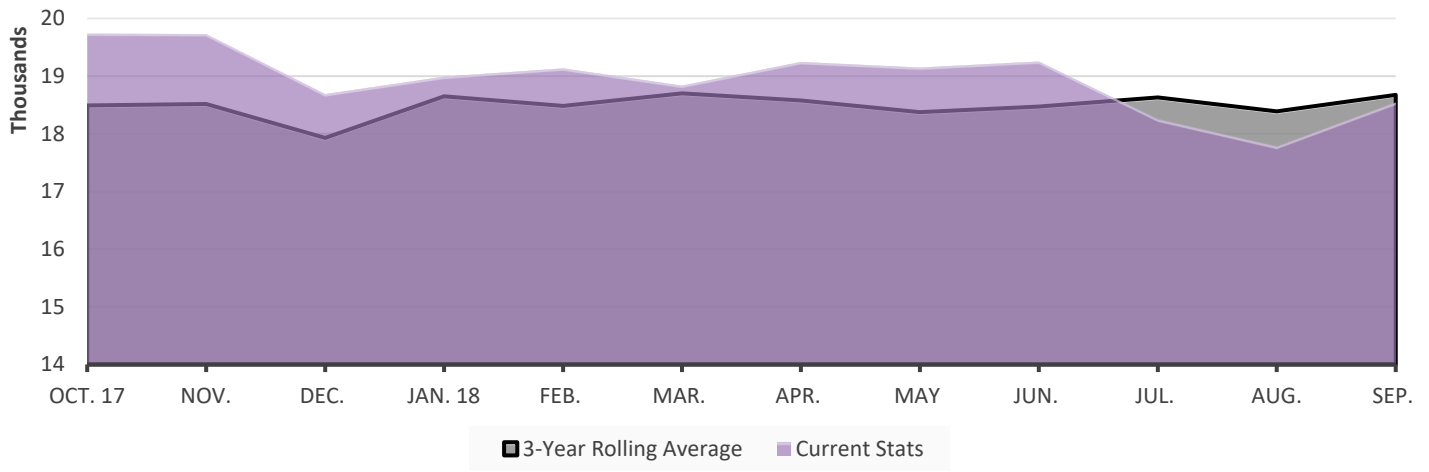


MANASSAS LINE

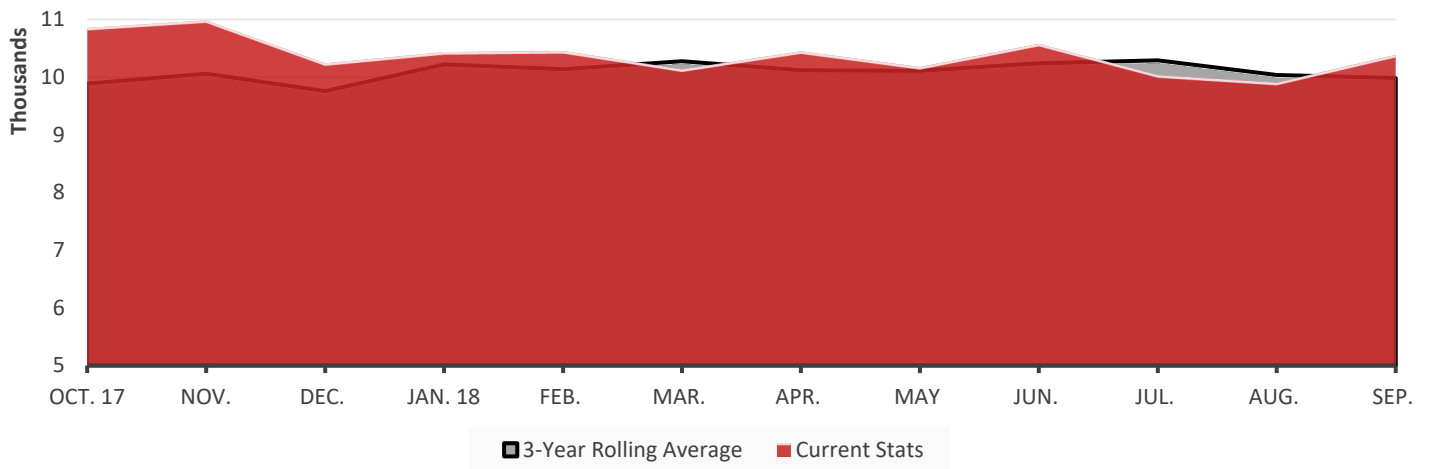


# AVERAGE DAILY RIDERSHIP

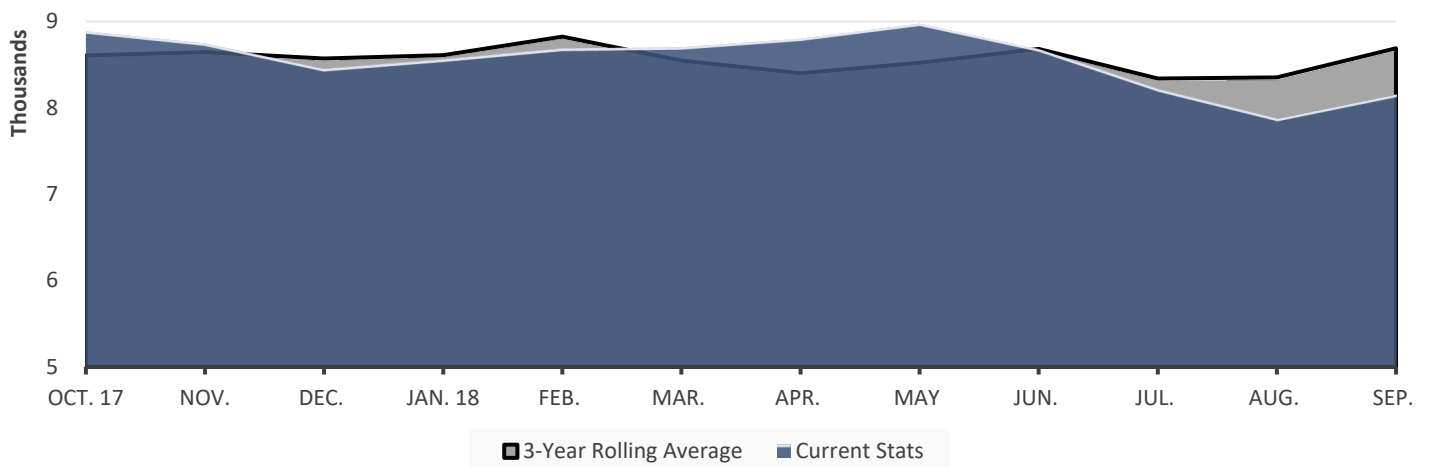
## VRE SYSTEM



## FREDERICKSBURG LINE



## MANASSAS LINE



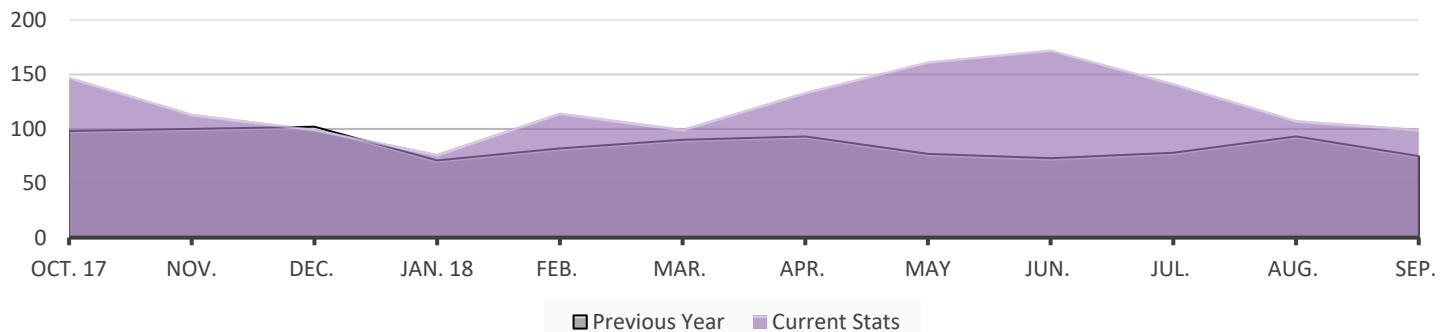
## RIDERSHIP UPDATES

Average daily ridership (ADR) in September was approximately 18,500.

	September 2018	August 2018	September 2017
Monthly Ridership	352,274	414,912	388,936
Average Daily Ridership	18,541	17,779	19,447
Full Service Days	19	23	20
"S" Service Days	0	0	0

## SUMMONSES ISSUED

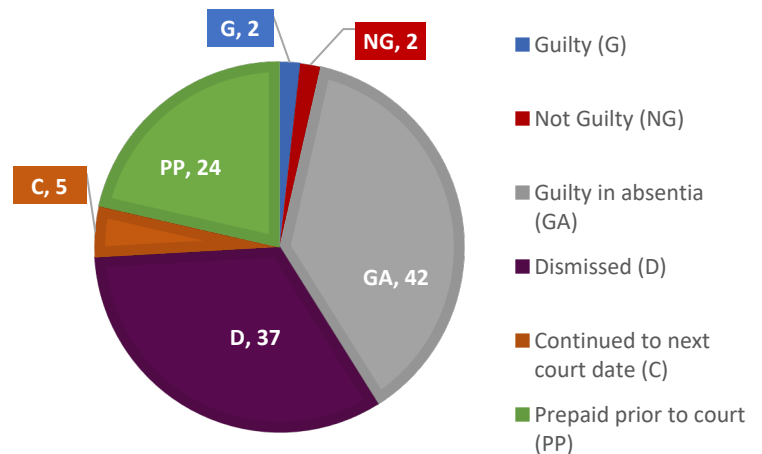
### VRE SYSTEM



### SUMMONSES WAIVED OUTSIDE OF COURT

Reason for Dismissal	Occurrences
Passenger showed proof of a monthly ticket	38
One-time courtesy	13
Per the request of the conductor	36
Defective ticket	2
Per Ops Manager	1
Unique circumstances	0
Insufficient information	2
Lost and found ticket	0
Other	1
<b>Total Waived</b>	<b>93</b>

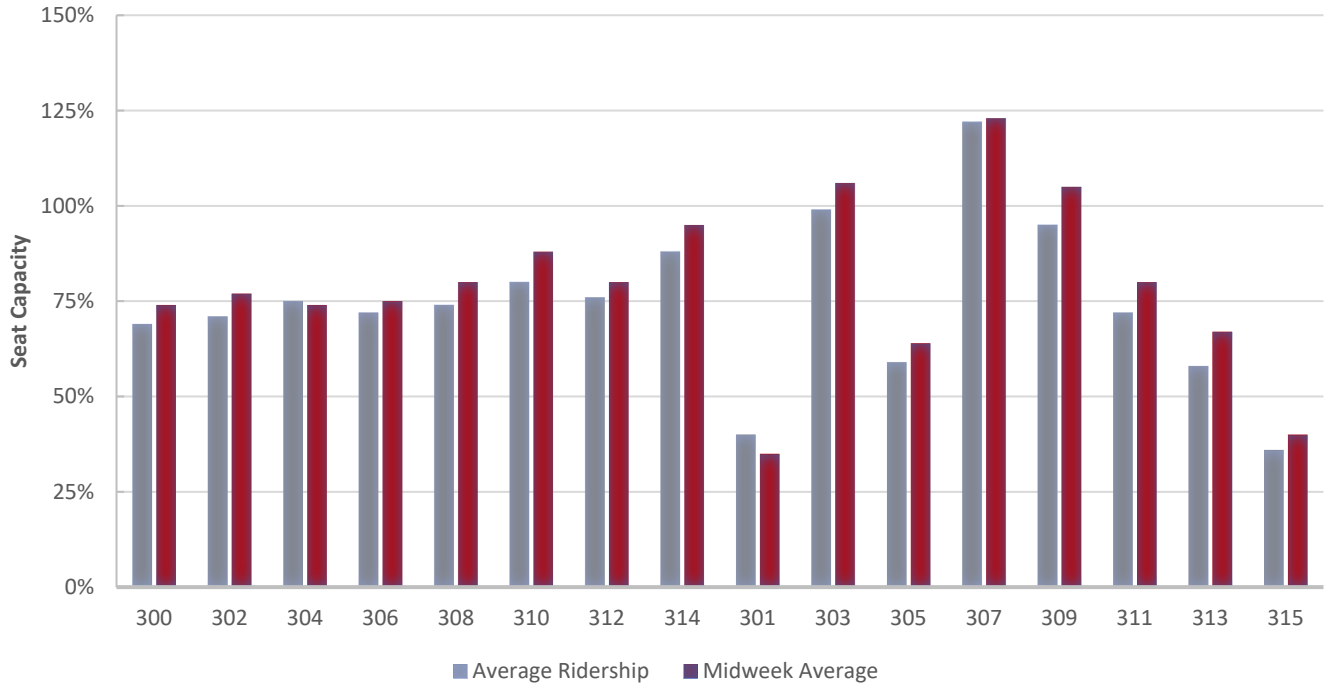
### MONTHLY SUMMONSES COURT ACTION



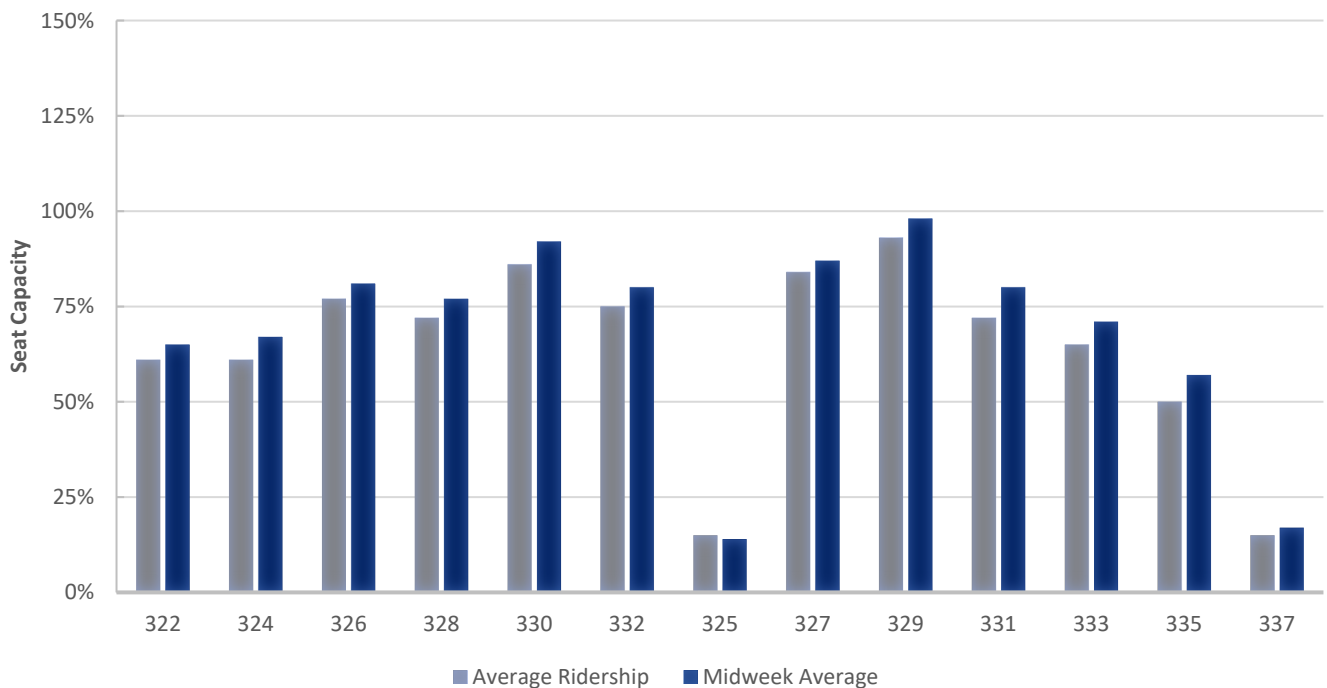


# TRAIN UTILIZATION

## FREDERICKSBURG LINE

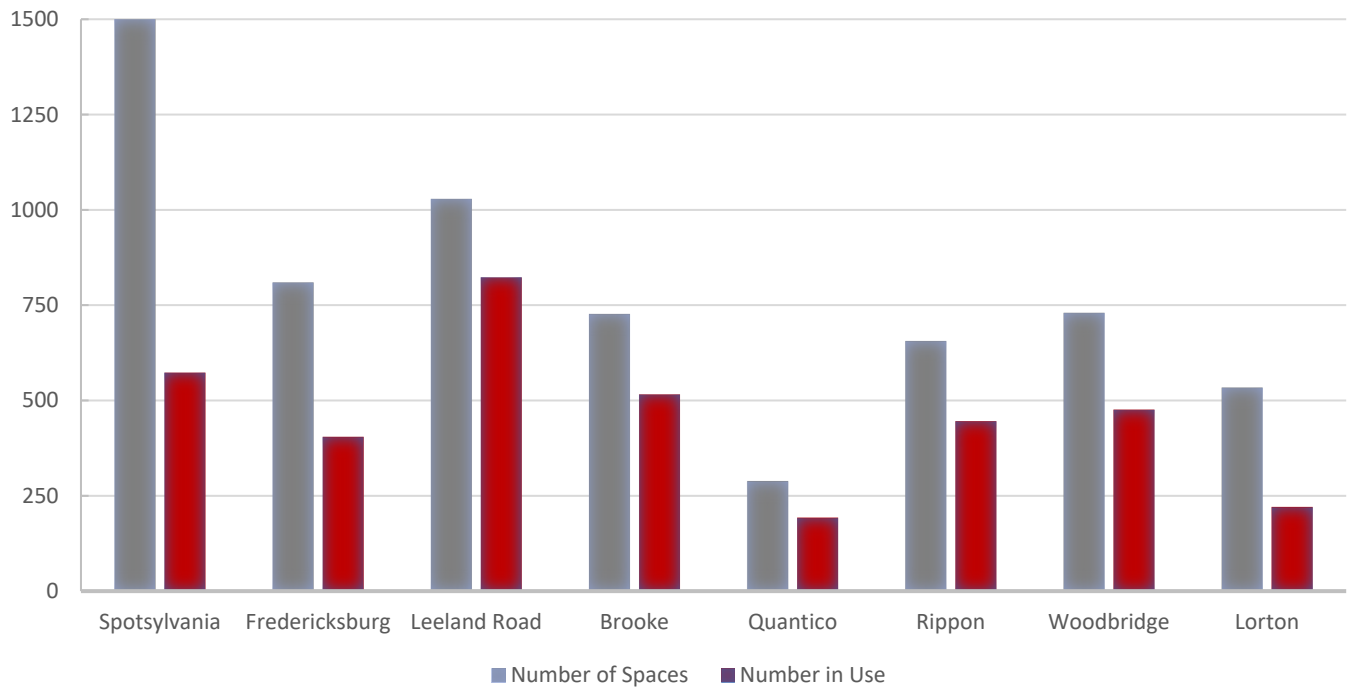


## MANASSAS LINE

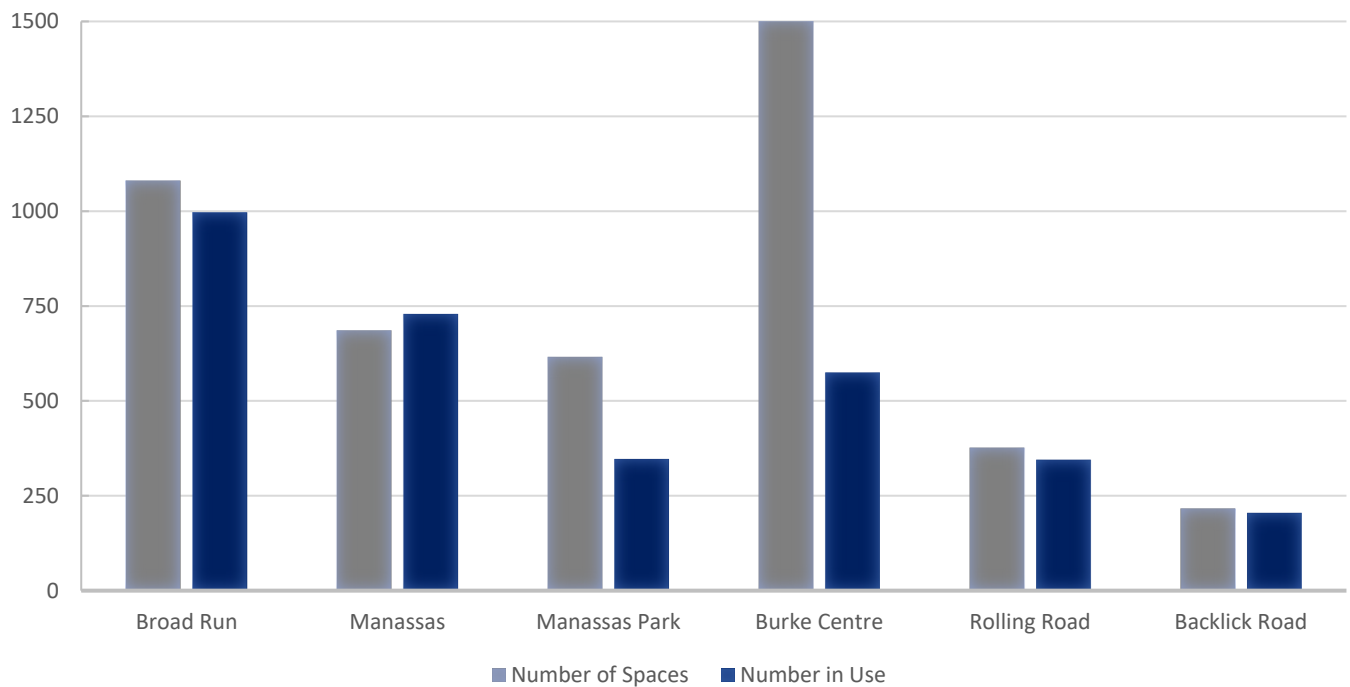


## PARKING UTILIZATION

### FREDERICKSBURG LINE



### MANASSAS LINE



# FINANCIAL REPORT

Fare revenue through the third month of FY 2019 is approximately \$76,000 below budget (an unfavorable variance of -0.7%) and is 0.2% below the same period in FY 2018.

The operating ratio through September is 49%. As in prior years, VRE's annual liability insurance premium was accounted for in full in July, which results in a lower operating ratio in the early months of the fiscal year. VRE remains on track to achieve the budgeted operating ratio for the full twelve months of FY 2019 of 52%.

A summary of the FY 2019 financial results through September follows, including information on the major revenue and expense categories. Please note that these figures are preliminary and unaudited.

FY 2019 Operating Budget Report Month Ended September 30, 2018							
	CURR. MO. ACTUAL	CURR. MO. BUDGET	YTD ACTUAL	YTD BUDGET	YTD \$ VARIANCE	YTD % VARIANCE	TOTAL FY19 BUDGET
<b>Operating Revenue</b>							
Passenger Ticket Revenue	3,421,293	3,222,400	10,608,720	10,684,800	(76,080)	-0.7%	42,400,000
Other Operating Revenue	769	17,100	9,174	56,700	(47,527)	-83.8%	225,000
<b>Subtotal Operating Revenue</b>	<b>3,422,062</b>	<b>3,239,500</b>	<b>10,617,893</b>	<b>10,741,500</b>	<b>(123,607)</b>	<b>-1.2%</b>	<b>42,625,000</b>
Jurisdictional Subsidy (1)	-	-	9,119,260	9,062,209	57,051	0.6%	13,336,628
Federal/State/Other Jurisdictional Subsidy	2,711,067	2,526,065	7,951,556	7,780,275	171,281	2.2%	31,371,051
Appropriation from Reserve/Other Income	-	75,240	-	249,480	(249,480)	0.0%	990,000
Interest Income	89,353	15,200	271,568	50,400	221,168	438.8%	200,000
<b>Total Operating Revenue</b>	<b>6,222,482</b>	<b>5,856,005</b>	<b>27,960,278</b>	<b>27,883,864</b>	<b>76,414</b>	<b>0.3%</b>	<b>88,522,679</b>
<b>Operating Expenses</b>							
Departmental Operating Expenses	5,647,258	6,032,294	21,533,548	23,240,517	1,706,968	7.3%	81,761,809
Debt Service	518,529	559,573	1,555,971	1,678,718	122,746	7.3%	6,714,870
Other Non-Departmental Expenses	97,020	3,496	108,757	11,592	(97,165)	0.0%	46,000
<b>Total Operating Expenses</b>	<b>6,262,807</b>	<b>6,595,363</b>	<b>23,198,276</b>	<b>24,930,826</b>	<b>1,732,550</b>	<b>6.9%</b>	<b>88,522,679</b>
<b>Net income (loss) from Operations</b>	<b>(40,325)</b>	<b>(739,358)</b>	<b>4,762,001</b>	<b>2,953,038</b>	<b>1,808,964</b>		<b>0</b>
<b>Operating Ratio</b>			<b>49%</b>	<b>46%</b>	<b>Budgeted Goal</b>	<b>52%</b>	<b>50%</b>

(1) Total jurisdictional subsidy is \$17,767,748. Portion shown as budgeted is attributed to Operating Fund only.

# FACILITIES UPDATE

The following is a status update of VRE facilities projects:

## Completed projects:

1. Painting of Woodbridge Station
2. Repairs to Quantico Station pedestrian grade crossing
3. Replacement of Brooke Station pedestrian grade crossing
4. Repairs to fence at Rolling Road Station
5. Striping of Rolling Road Station parking lot

## Projects scheduled to be completed this quarter:

1. Replacement of tactile warning strip at L'Enfant Station
2. Repairs to fascia and soffit at Woodbridge Station east building
3. Cleaning of glass at Woodbridge Station elevator/stair towers
4. Repairs to potholes at Manassas Park Station
5. Replacement of electrical and communications conduits and partial replacement of lighting at Manassas Park Station
6. Repairs to platform concrete at Manassas Station
7. Installation of automated parking count system at stations with parking lots

## Projects scheduled to be initiated this quarter:

1. Design of platform widening at L'Enfant Station
2. Replacement of signage at additional stations (locations TBD)
3. Replacement of parking lot entrance signs at majority of stations
4. Replacement of waste and recycling receptacles throughout VRE system



*Rolling Road Station Fence Repair (Before)*



*Rolling Road Station Fence Repair (After)*



Ongoing projects:

1. Renovations to Alexandria Headquarters (leased Suite 201, adjacent to current VRE offices)
2. Weed control at L'Enfant storage track
3. Development of specifications for modernization of Woodbridge Station east elevator
4. Development of IFB for Canopy Roof Replacement at the Backlick Road Station and second station (TBD)
5. Replacement of station posters throughout VRE system

## UPCOMING PROCUREMENTS

- Purchase of Passenger Elevators
- Construction of the Lifecycle Overhaul and Upgrade Facility
- Construction Management Services for the Lifecycle Overhaul and Upgrade Facility
- Program Management Services
- Graphic Design Services
- Canopy Roof Replacement at the Backlick and Rolling Road Stations
- Modernization of VRE Woodbridge Station East Elevator
- Repair and Overhaul of Passenger Car HVAC Assemblies
- Passenger Car Wheelchair Lift Assemblies
- Seat Bottoms for Passenger Cars
- Construction of Benchmark Road Slope Stabilization
- Construction of Rolling Road Platform Extension
- Purchase of LED Light Fixtures
- Construction of L'Enfant South Storage Track Wayside Power
- Variable Messaging System Replacement

# CAPITAL PROJECTS UPDATES

AS OF October 12, 2018

## Broad Run Expansion Study (BRX)

- Preliminary engineering (PE) design and NEPA for maintenance and storage facility (MSF) expansion, platform modifications, 3rd track and tunnel underway; completion pending NS design comments
- NS design review agreement under development
- Draft agreements between VRE and Prince William County, City of Manassas regarding Broad Run parking expansion funding and other responsibilities under development
- Bi-weekly Project Management Team (PMT) meetings with BRX consultant
- Weekly schedule review meetings with BRX consultant

## Midday Storage Replacement Facility

- Draft Categorical Exclusion (CE) under development
- Framework/agreement pending for real estate, design and construction activities
- Site survey underway, owner permission for site access pending for private parcels
- Appraisal for Conrail property acquisition under legal review

## Rolling Road Platform Extension

- Final plans for platform extension complete
- VRE Operations Board authorized Invitation for Bids (IFB) for platform extension and rehabilitation pending 2019 construction season start
- Construction Management (CM) GEC task order pending notice to proceed (NTP)

## Crossroads Real Estate Acquisition

- Revised appraisal required

## Long Bridge Expansion Study

- Public information meeting scheduled for November 29, 2018
- Environmental Impact Statement (EIS) underway

## Quantico Station Improvements

- Completion of FD & construction pending execution of IPROC grant by DRPT

## Franconia-Springfield Station Improvements

- Preliminary engineering/30% design plans and environmental documents are currently under review by CSX

## Lorton Station Improvements (Second Platform)

- Preliminary engineering/30% design plans and NEPA documents are currently under review by CSX

## Rippon Station Improvements

- 30% design plans complete
- CSX design review agreement pending

#### Leeland Road Station Improvements

- DRPT LONP received; execution of REF grant pending
- 30% design underway
- CSX design review agreement pending

#### Brooke Station Improvements

- DRPT LONP received; execution of REF grant pending
- Conceptual design underway
- CSX design review agreement pending

#### Alexandria Pedestrian Tunnel Project

- Investigating alternative construction strategies
- Coordinating with FRA and CSX

#### Crossroads Lifecycle Overhaul & Upgrade Facility (LOU)

- Property negotiations continue to acquire property needed to the east and south of existing Crossroads Yard
- Design 100% complete

#### L'Enfant (South) Storage Track Wayside Power

- Invitation for Bids (IFB) for construction pending CSX force account agreement

#### Slaters Lane/Alexandria Track 1 Access

- Construction pending assignment of CSX resources

#### Manassas Park Station Parking Expansion

- Final design underway

#### Crystal City Station Improvements

- RFP for preliminary engineering design and NEPA under development
- Completion pending execution of REF grant by DRPT

#### L'Enfant Track and Station Improvement

- Phase I: Background Information technical memorandum is complete
- Initiation of additional work pending execution of REF grant by DRPT






#### VRE Transit Development Plan Update

- Draft TDP document under development
- Bi-weekly progress meetings with TDP consultant



## Projects Progress Report to Follow

## PASSENGER FACILITIES

PROJECT	DESCRIPTION	PHASE					
		CD	PD	EC	RW	FD	CN
Alexandria Station Improvements	Eliminate at-grade track crossing and pedestrian tunnel to Metro.	◆	◆	◆	N/A	●	
	Modify Slaters Lane Interlocking for passenger trains on Track #1.	◆	◆	◆	N/A	●	
	Extend and widen East Platform and elevate West Platform.	◆	◆	◆	N/A	●	
Franconia-Springfield Station Improvements	Extend both platforms and widen East Platform for future third track. 	◆	●	●	N/A		
Lorton Station Improvements	Construct new second platform with pedestrian overpass. 	◆	●	●	N/A		
Rippon Station Improvements	Extend existing platform, construct new second platform with pedestrian overpass. 	◆	●	●	N/A		
Potomac Shores Station Improvements	New VRE station in Prince William County provided by private developer.	◆	●	◆	N/A		
Quantico Station Improvements	Extend existing platform, construct new second platform with pedestrian overpass.	◆	◆	◆	N/A	●	
Brooke Station Improvements	Extend existing platform, construct new second platform with pedestrian overpass. 	◆	●	●	N/A		
Leeland Road Station Improvements	Extend existing platform, construct new second platform with pedestrian overpass. 	◆	●	●	N/A		
Manassas Park Parking Expansion	Parking garage to increase parking capacity to 1,100 spaces.	◆	●	●	N/A		
Rolling Road Station Improvements	Extend existing platform.	◆	◆	◆	N/A	●	
Crystal City Station Improvements	Replace existing side platform with new, longer island platform.	◆	●	●	N/A		
L'Enfant Track and Station Improvements	Replace existing platform with wider, longer island platform. Add fourth track (VA-LE)	◆			N/A		

PHASE: CD - Conceptual Design PD - Preliminary Design EC - Environment Clearance RW - Right of Way Acquisition FD - Final Design CN - Construction

STATUS: ◆ Completed ● Underway ■ On Hold  part of the "Penta-Platform" program

<sup>1</sup>Total project cost estimate in adopted FY2018 CIP Budget

<sup>2</sup> Does not include minor (< \$50,000) operating expenditures

\* \$2,181,630 authorization divided across five "Penta-Platform" program stations

Total <sup>1</sup>	ESTIMATED COSTS (\$)			Expended <sup>2</sup>	COMPLETION		STATUS
	Funded	Unfunded	Authorized		Percent	Date	
26,674,365	26,674,365	-	1,814,559	1,714,242	60%	4th QTR 2020	60% design complete. Investigating alternative construction strategies.
7,000,000	7,000,000	-	467,500	90,749	30%	4th QTR 2018	Construction start pending assignment of CSXT resources.
2,400,000	400,000	2,000,000	-	-	5%	4th QTR 2020	Design work on East Platform only. West Platform elevation funded.
13,000,000	13,000,000	-	*	337,165	25%	4th QTR 2021	Preliminary engineering plans under review by CSXT and anticipated to be complete in 4th QTR 2018.
16,150,000	16,150,000	-	*	414,788	25%	4th QTR 2021	Preliminary engineering plans under review by CSXT and anticipated to be complete in 4th QTR 2018.
16,632,716	16,632,716	-	*	328,521	20%	4th QTR 2022	30% design underway; CSXT design review agreement pending. Preliminary engineering anticipated complete 2nd QTR 2019.
No costs for VRE. Private developer providing station.					10%	TBD	Design resumed after resolution of DRPT/CSXT/FRA track project issues.
18,350,745	18,350,745	0	-	-	30%	TBD	Completion of FD & construction pending excution of IPROC grant by DRPT.
23,390,976	23,390,976	-	*	259,910	20%	4th QTR 2022	DRPT LONP received; execution of REF grant pending. 30% design underway.
15,527,090	15,527,090	-	*	273,761	20%	4th QTR 2022	DRPT LONP received; execution of REF grant pending. 30% design underway.
25,983,000	25,983,000	0	2,238,144	466,841	30%	4th QTR 2022	Final design initiated.
2,000,000	2,000,000	-	442,900	321,444	50%	3rd QTR 2020	Invitation for Bids (IFB) for platform extension and rehabilitation pending 2019 construction season start.
41,810,000	5,410,000	36,400,000	370,285	373,396	10%	2nd QTR 2023	Completion of PD & EC pending excution of REF grant by DRPT.
70,650,000	3,226,000	67,424,000	2,980,000	58,793	10%	2nd QTR 2023	Completion of PD & EC pending excution of REF grant by DRPT.

## TRACK AND INFRASTRUCTURE

PROJECT	DESCRIPTION	PHASE					
		CD	PD	EC	RW	FD	CN
Hamilton-to-Crossroads Third Track	2¼-miles of new third track with CSXT design and construction of signal and track tie-ins.	◆	◆	◆	N/A	◆	◆

## MAINTENANCE AND STORAGE FACILITIES

L'Enfant South Storage Track and Wayside Power	Conversion of CSXT Temporary Track to VRE Storage Track (1,350 feet) and Associated Signal Work	◆	◆	◆	N/A	●	●
Lifecycle Overhaul and Upgrade Facility	New LOU facility to be added to the Crossroads MSF.	◆	◆	◆	N/A	◆	■
Crossroads Maintenance and Storage Facility Land Acquisition	Acquisition of 16.5 acres of land, construction of two storage tracks and stormwater retention and new	◆	N/A	N/A	●	N/A	N/A
Midday Storage	New York Avenue Storage Facility: Planning, environmental and preliminary engineering.	◆	●	●	●		

## ROLLING STOCK

Passenger Railcar Procurement	Acquisition of 29 new railcars.	◆	N/A	N/A	N/A	◆	◆
Positive Train Control	Implement Positive Train Control for all VRE locomotives and control cars.	◆	N/A	N/A	N/A	◆	●

## PLANNING, COMMUNICATIONS AND IT

Broad Run Expansion (was Gainesville-Haymarket Extension)	NEPA and PE for expanding commuter rail service capacity in Western Prince William County	◆	●	●	-	-	-
Mobile Ticketing	Implementation of a new mobile ticketing system.	◆	N/A	N/A	N/A	◆	●










PHASE: CD - Conceptual Design PD - Preliminary Design EC - Environment Clearance RW - Right of Way Acquisition FD - Final Design CN - Construction

STATUS: ◆ Completed ● Underway ■ On Hold

<sup>1</sup> Total project cost estimate in adopted FY2018 CIP Budget


<sup>2</sup> Does not include minor (< \$50,000) operating expenditures



Total <sup>1</sup>	ESTIMATED COSTS (\$)				COMPLETION			STATUS
	Funded	Unfunded	Authorized	Expended <sup>2</sup>	Percent	Date		
32,500,000	32,500,000	-	33,285,519	30,578,003	100%	3rd QTR 2018		Close-out pending repair of storm damage to embankment.
3,965,000	3,965,000	-	2,937,323	1,672,293	50%	3rd QTR 2018		Invitation for Bids (IFB) for construction pending CSX force account agreement.
38,183,632	38,183,632	-	3,176,039	2,129,476	90%	TBD		Design 100% complete. On hold pending property acquisition.
2,950,000	2,950,000	-	2,950,000	139,154	95%	TBD		Revised appraisal required.
89,666,508	89,666,508	-	3,588,305	1,578,485	25%	4th QTR 2018		Site survey underway, owner permission for access pending for private parcels; Conrail appraisal under legal review.
75,264,693	75,264,693	-	69,457,809	47,915,644	95%	4th QTR 2020		All cars received. Completion date reflects end of warranty period.
10,553,000	10,553,000	-	10,294,079	7,984,451	80%	4th QTR 2018		Onboard installations ongoing.
137,230,000	83,825,501	53,404,499	5,208,845	4,216,582	22%	4th QTR 2022		Completion of preliminary engineering and NEPA review pending NS design review agreement and comments.
3,510,307	3,510,307	-	3,510,627	2,168,462	65%	2nd QTR 2019		Rate My Ride is live in app. Big Commerce/Moovel collaboration underway for web based ticketing portal.

## NOTES

This image shows a single page of white paper with horizontal blue or grey ruling lines. The lines are evenly spaced and run across the width of the page, leaving small margins at the top and bottom. There are no vertical margin lines, and the entire surface is otherwise blank.





## **VIRGINIA RAILWAY EXPRESS**

1500 KING STREET, SUITE 202 • ALEXANDRIA, VA 22314 • 703.684.1001

[VRE.ORG](http://VRE.ORG)

