



OMNIRIDE.COM • 703.730.6664

BOB SCHNEIDER, EXECUTIVE DIRECTOR

bschneider@omniride.com

BYREN LLOYD, SAFETY & SECURITY MANAGER

blloyd@omniride.com



DECEMBER 2019 |
SAFETY DASHBOARD |




OMNIRIDE | DECEMBER 2019



MONTHLY SAFETY DASHBOARD

ACCIDENT/INCIDENT RATE FREQUENCY

*Per 100K miles



ACCIDENTS/INCIDENTS BY DAY & SERVICE TYPE

Accidents:

- Personal Injury
- Property Damage

Incidents:

- Suspicious Package
- Disruptive Behavior
- Public Safety Occurrence

Local: 26%
Express: 74%



MONDAY: 6

TUESDAY: 1

WEDNESDAY: 3

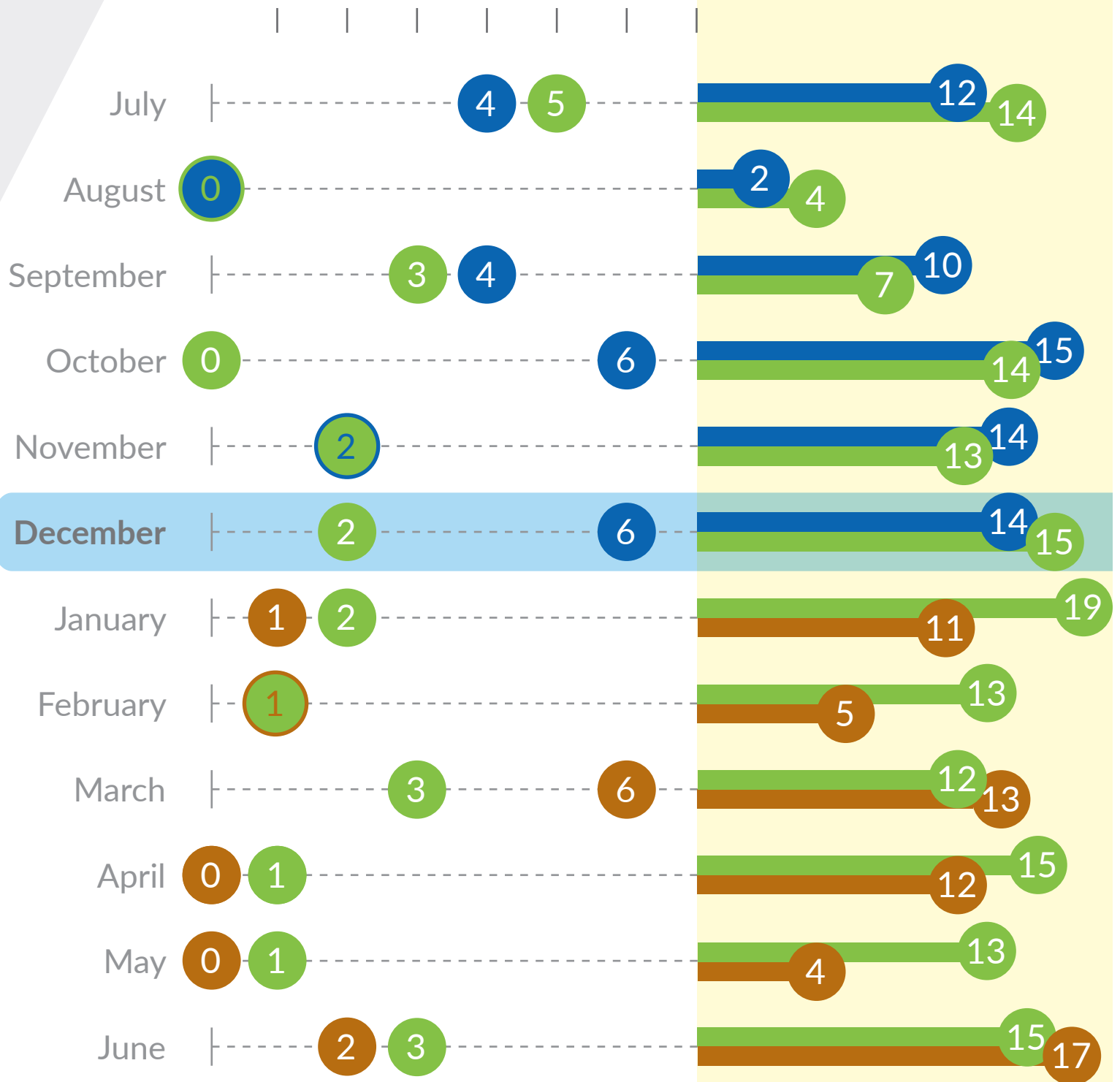
THURSDAY: 1

FRIDAY: 2

SATURDAY: 1

PREVENTABLE ACCIDENTS/INCIDENTS

ALL ACCIDENTS/ INCIDENTS



Fiscal Year:

2018

2019

2020

Current Period

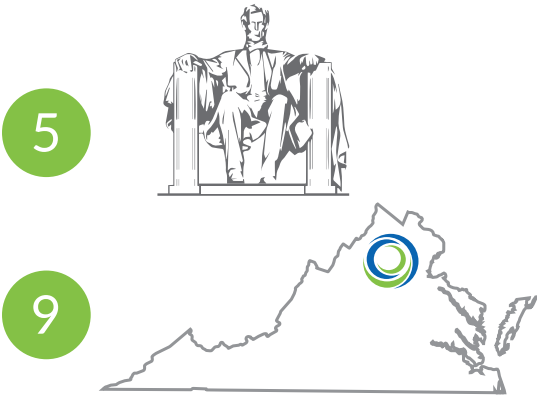


OMNIRIDE // KEY FOCUS AREAS

ACCIDENTS IN
REVENUE SERVICE VS.
NON-REVENUE SERVICE



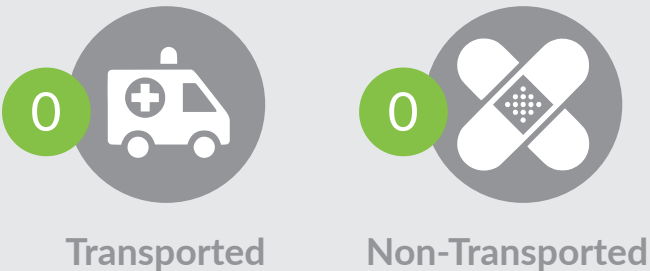
ACCIDENTS IN
WASHINGTON D.C.
VS. VIRGINIA



TOTAL ACCIDENTS &
INCIDENTS WITH VEHICLES



REPORTED INJURIES



90-DAY ACCIDENT/INCIDENT SPOTLIGHT



*Total between months
of October, November,
December

**Comparison versus
the prior months of
July, August, September