



OMNIRIDE.COM • 703.730.6664

BOB SCHNEIDER, EXECUTIVE DIRECTOR

bschneider@omniride.com

BYREN LLOYD, SAFETY & SECURITY MANAGER

blloyd@omniride.com



FY21



NOVEMBER 2020 |  
SAFETY DASHBOARD |




**OMNIRIDE** | NOVEMBER 2020



# MONTHLY SAFETY DASHBOARD

## ACCIDENT/INCIDENT RATE FREQUENCY

\*Per 100K miles



## ACCIDENTS/INCIDENTS BY DAY & SERVICE TYPE

### Accidents:

- Personal Injury
- Property Damage

### Incidents:

- Suspicious Package
- Disruptive Behavior
- Public Safety Occurrence

Local: 25%  
Express: 75%



MONDAY: 1

TUESDAY: 1

WEDNESDAY: 4

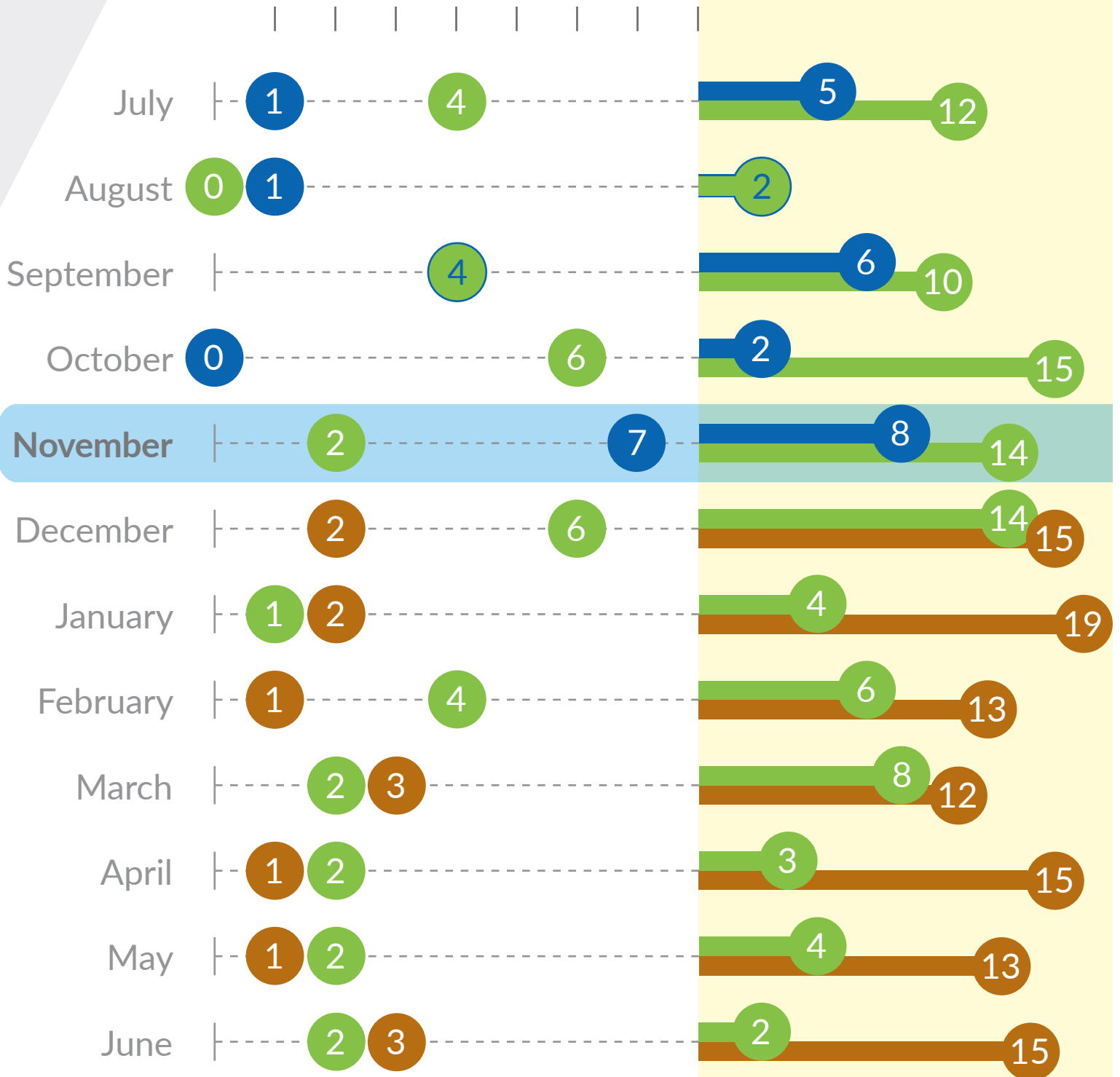
THURSDAY: 0

FRIDAY: 2

SATURDAY: 0

## PREVENTABLE ACCIDENTS/INCIDENTS

## ALL ACCIDENTS/ INCIDENTS



Fiscal Year:

#

2019

#

2020

#

2021

Current Period

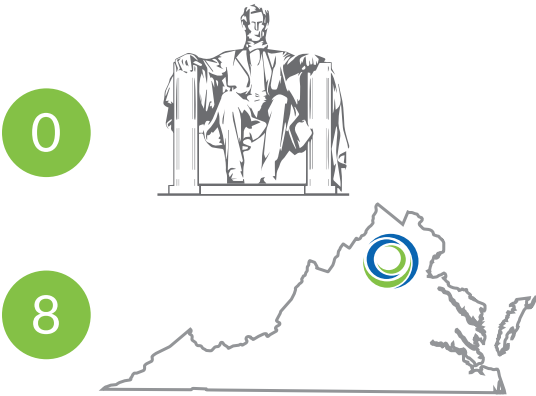


# OMNIRIDE // KEY FOCUS AREAS

ACCIDENTS IN  
REVENUE SERVICE VS.  
NON-REVENUE SERVICE



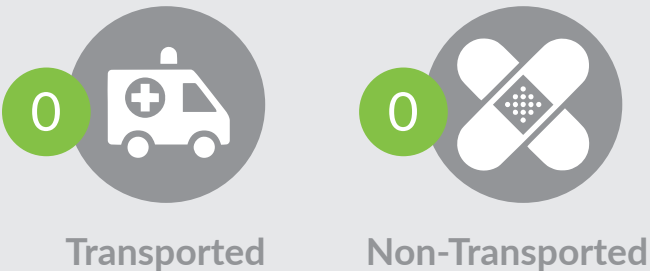
ACCIDENTS IN  
WASHINGTON D.C.  
VS. VIRGINIA



TOTAL ACCIDENTS &  
INCIDENTS WITH VEHICLES



REPORTED INJURIES



90-DAY ACCIDENT/INCIDENT SPOTLIGHT



\*Total accidents/incidents between months of September, October, November

\*\*Difference in percentage versus the rolling quarter of August, September, October