

Item 6-A
PRTC Regular
Meeting
October 4, 2018

CEO REPORT

SEPTEMBER 2018



OUR MISSION

The Virginia Railway Express, a joint project of the Northern Virginia Transportation Commission and the Potomac Rappahannock Transportation Commission, will provide safe, cost-effective, accessible, reliable, convenient, and customer responsive commuter-oriented rail passenger service. VRE contributes to the economic vitality of its member jurisdictions as an integral part of a balanced, intermodal regional transportation system.



CEO REPORT | SEPTEMBER 2018

TABLE OF CONTENTS

SUCCESS AT A GLANCE 3

ON-TIME PERFORMANCE 4

AVERAGE DAILY RIDERSHIP 6

SUMMONSES ISSUED 7

TRAIN UTILIZATION 8

PARKING UTILIZATION 9

FINANCIAL REPORT 10

FACILITIES UPDATE..... 11

UPCOMING PROCUREMENTS 13

PROJECTS PROGRESS REPORT 18



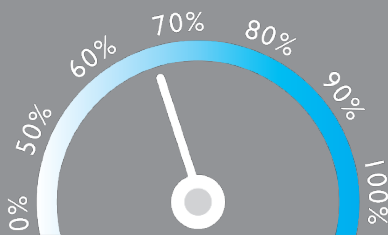
VIRGINIA RAILWAY EXPRESS
A better way. A better life.



SUCCESS AT A GLANCE


Data provided reflects July 2018 information.

S



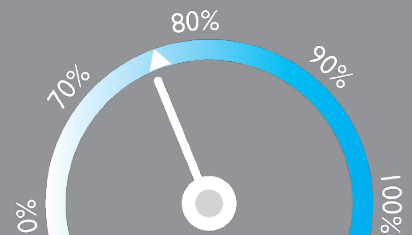
**PARKING
UTILIZATION**

The total number of parking spaces used in the VRE system during the month, divided by the total number of parking spaces available.



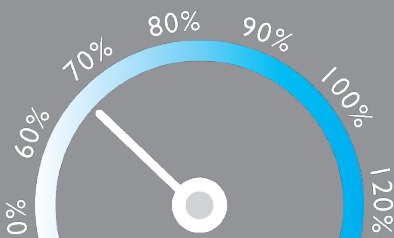
**AVERAGE DAILY
RIDERSHIP**

The average number of boardings each operating day inclusive of Amtrak Step-Up boardings but excluding "S" schedule operating days.
▲ Same month, previous year.



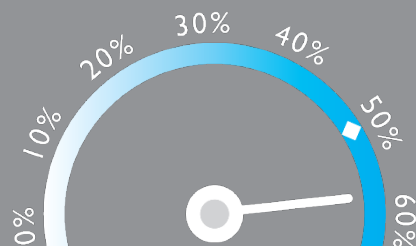
**ON-TIME
PERFORMANCE**

Percentage of trains that arrive at their destination within five minutes of the schedule.
▲ Same month, previous year.



SYSTEM CAPACITY

The percent of peak hour train seats occupied. The calculation excludes reverse flow and non-peak hour trains.



OPERATING RATIO

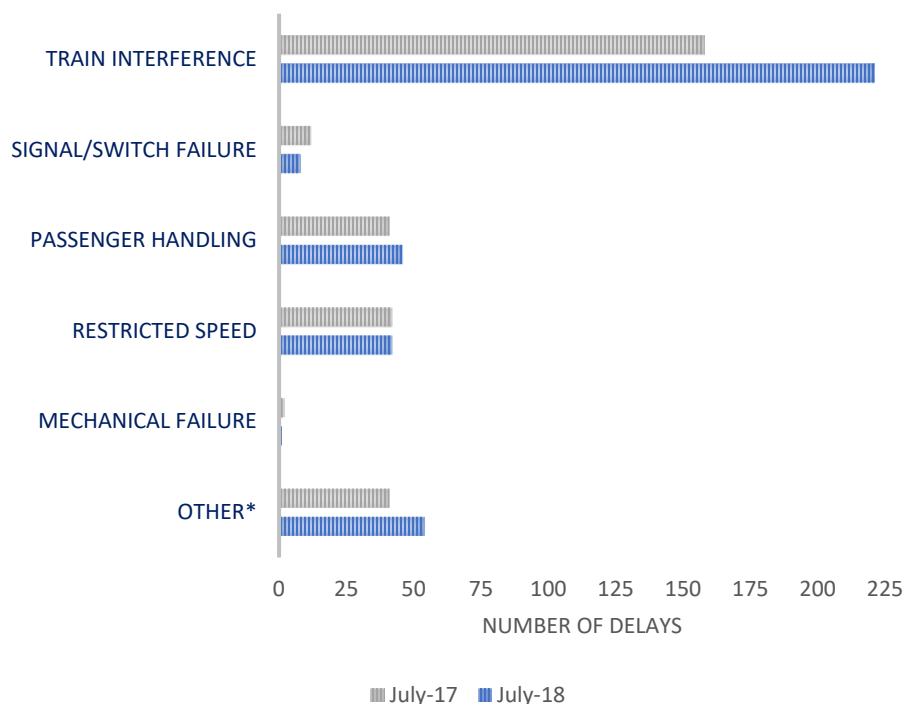
The monthly operating revenues divided by the monthly operating expenses, which depicts the percent of operating costs paid by the riders.
◆ Board-established goal.

ON-TIME PERFORMANCE

OUR RECORD

	July 2018	June 2018	July 2017
Manassas Line	77%	89%	81%
Fredericksburg Line	75%	84%	73%
System Wide	76%	86%	77%

REASONS FOR DELAYS



VRE operated 672 trains in July.

Our on-time rate for July was 76%.

One hundred and sixty-one of the trains arrived more than five minutes late to their final destinations. Seventy-seven of those late trains were on the Manassas Line and 84 of those late trains were on the Fredericksburg Line.

There were many causes for delays in July, such as flash flood warnings, disabled freight trains, and heat restrictions; which were in effect on seven of the twenty-one operating days in the month. Recurring signal issues in the tunnel at Union Station largely contributed to affected performance.

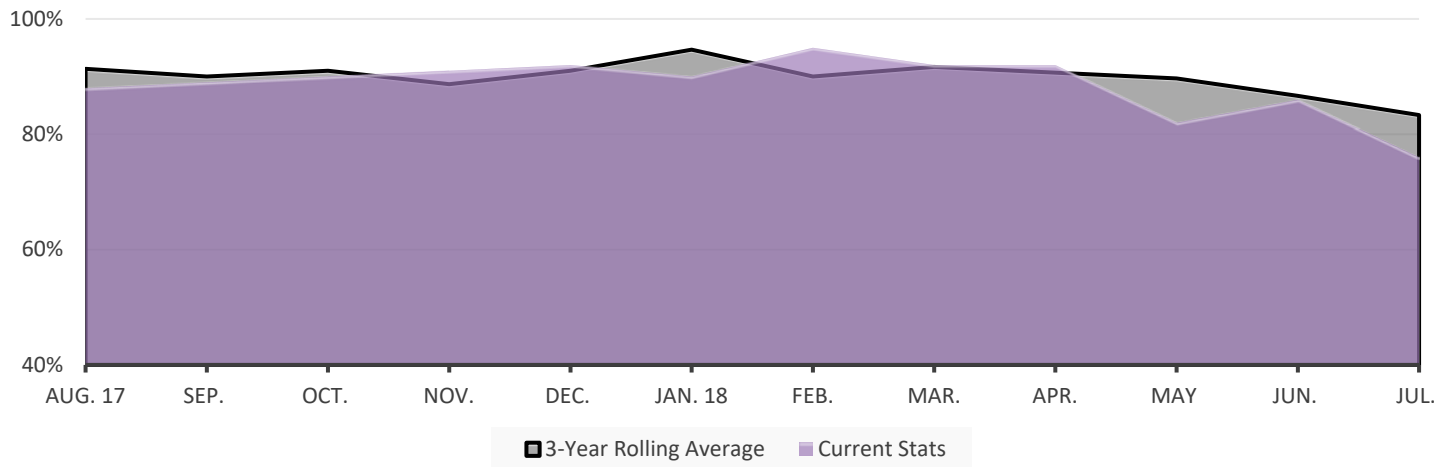
*Includes those trains that were delayed due to late turns, weather, and maintenance of way.

LATE TRAINS

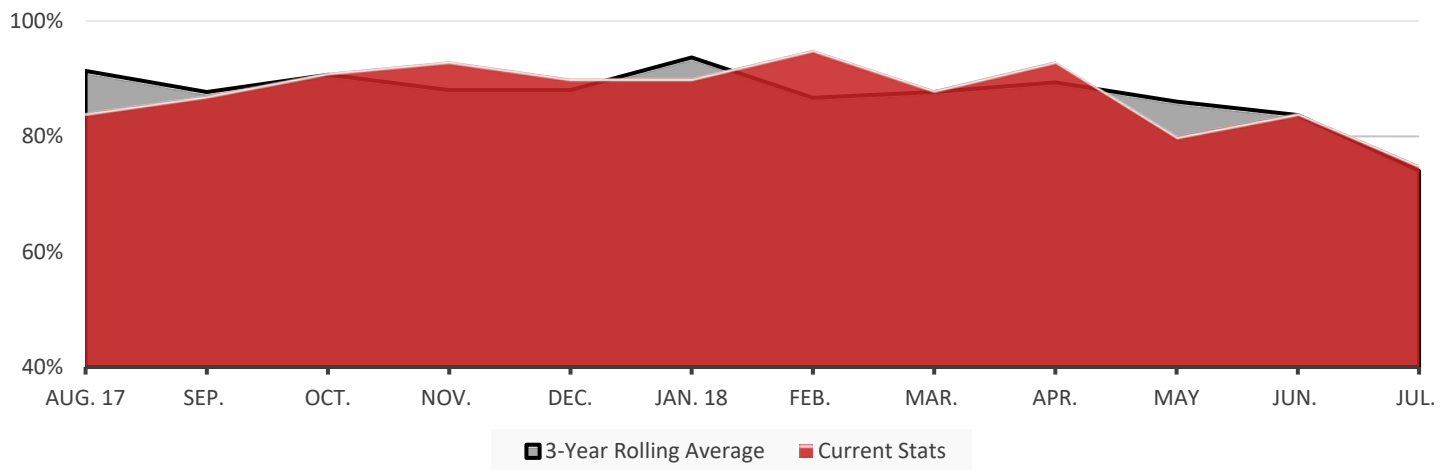
	System Wide			Fredericksburg Line			Manassas Line		
	May	Jun.	Jul.	May	Jun.	Jul.	May	Jun.	Jul.
Total late trains	126	92	161	71	54	84	55	38	77
Average minutes late	20	14	21	20	15	19	20	13	23
Number over 30 minutes	21	4	40	13	1	19	8	3	21
Heat restriction days / total days	5/22	8/21	7/21						

ON-TIME PERFORMANCE

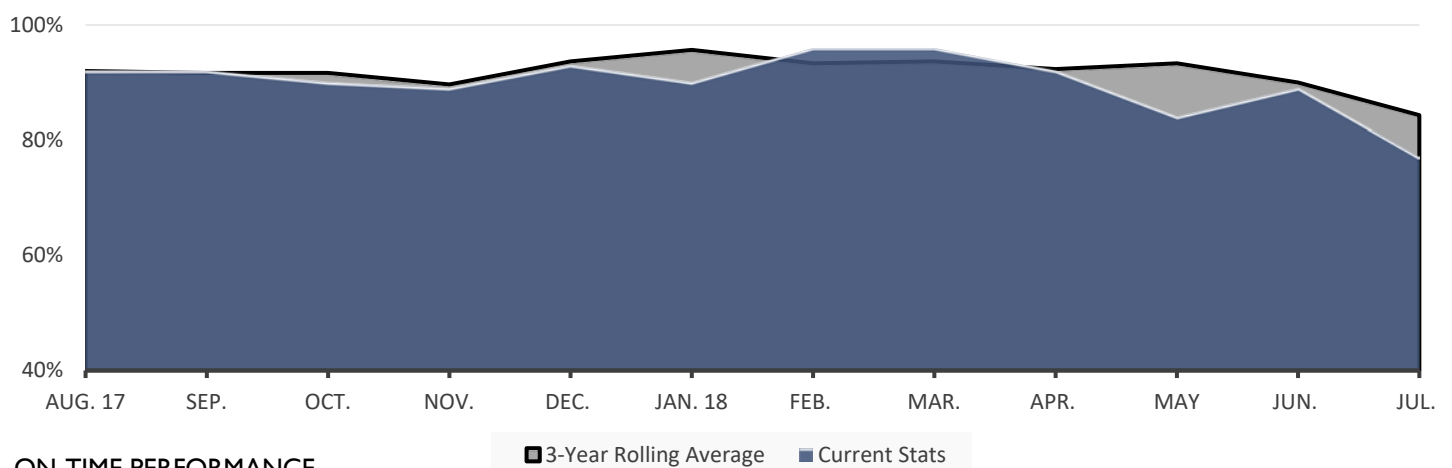
VRE SYSTEM



FREDERICKSBURG LINE

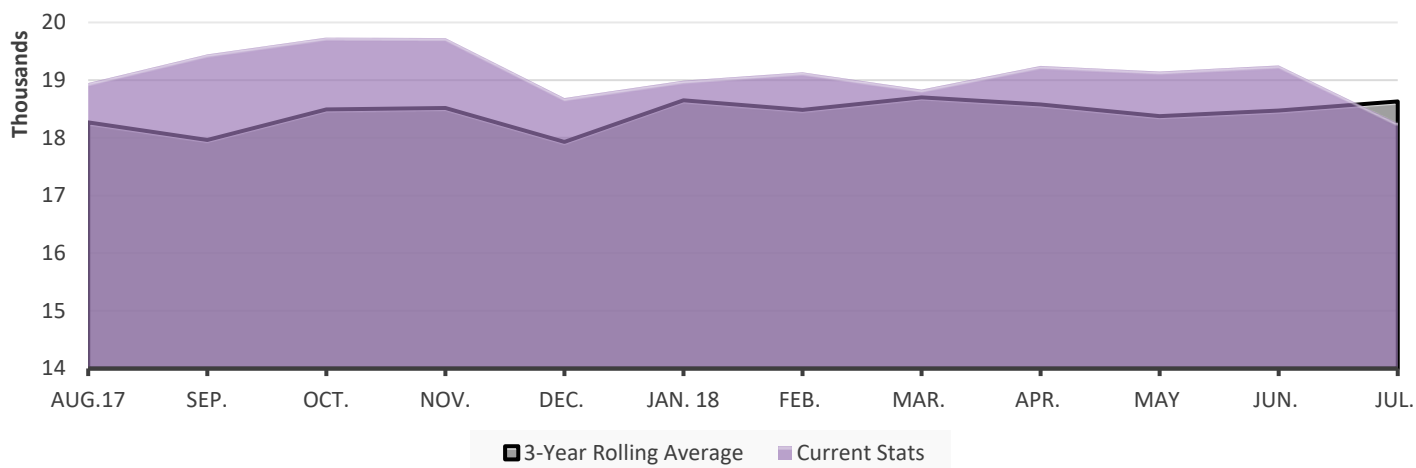


MANASSAS LINE

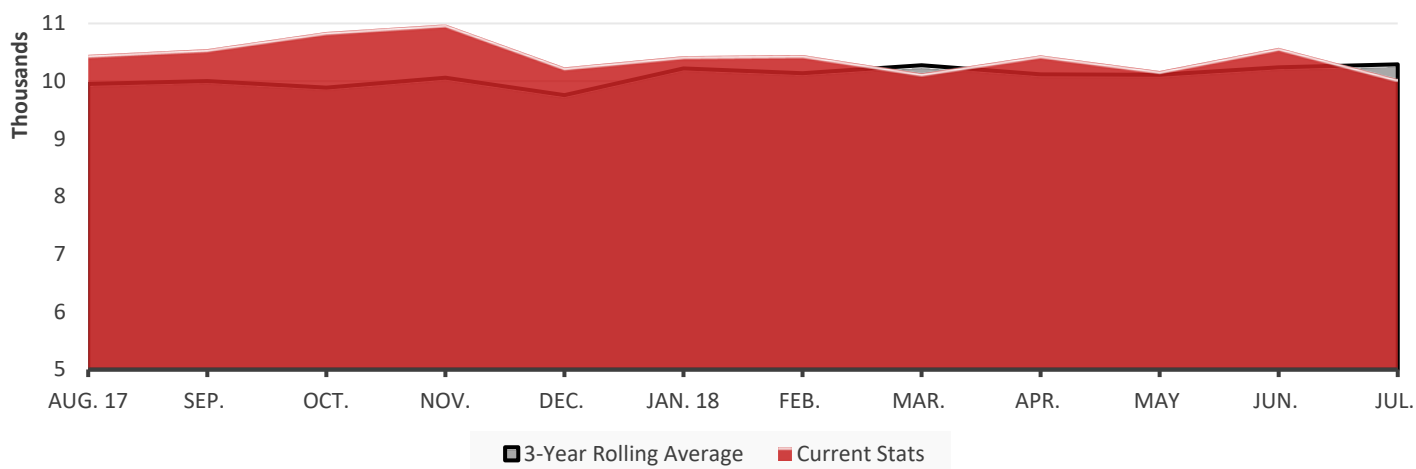


AVERAGE DAILY RIDERSHIP

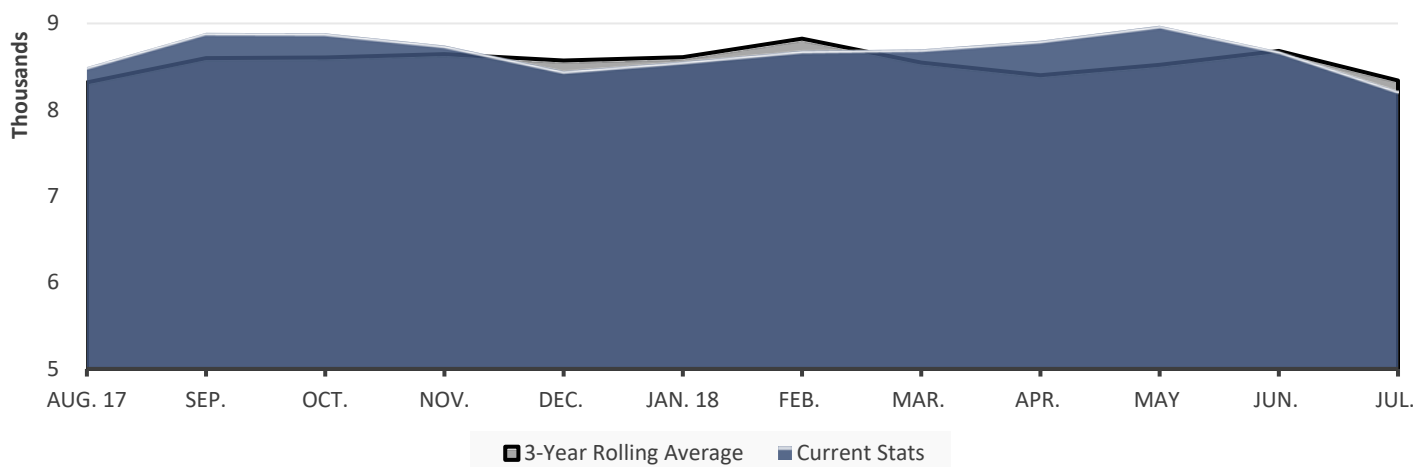
VRE SYSTEM



FREDERICKSBURG LINE



MANASSAS LINE



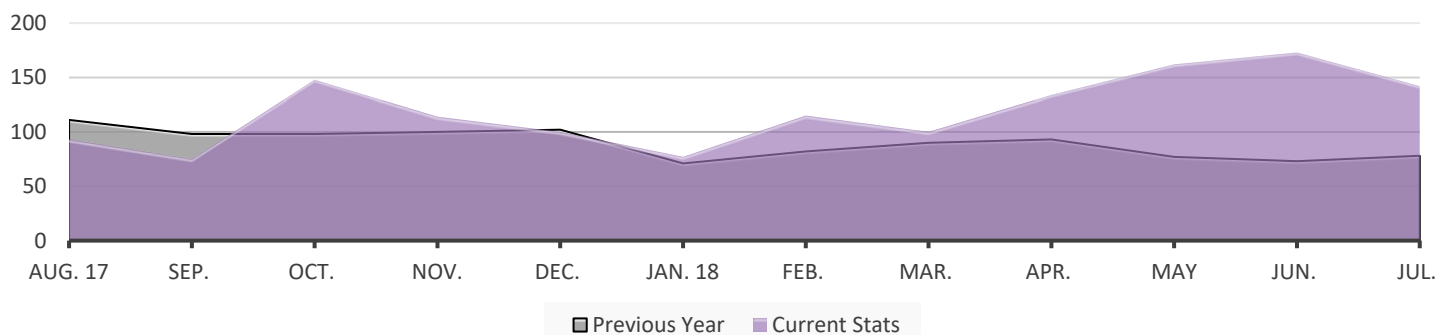
RIDERSHIP UPDATES

Average daily ridership (ADR) in July was approximately 18,200.

	July 2018	June 2018	July 2017
Monthly Ridership	388,306	428,006	372,931
Average Daily Ridership	18,251	19,255	18,647
Full Service Days	21	22	20
"S" Service Days	0	0	0

SUMMONSES ISSUED

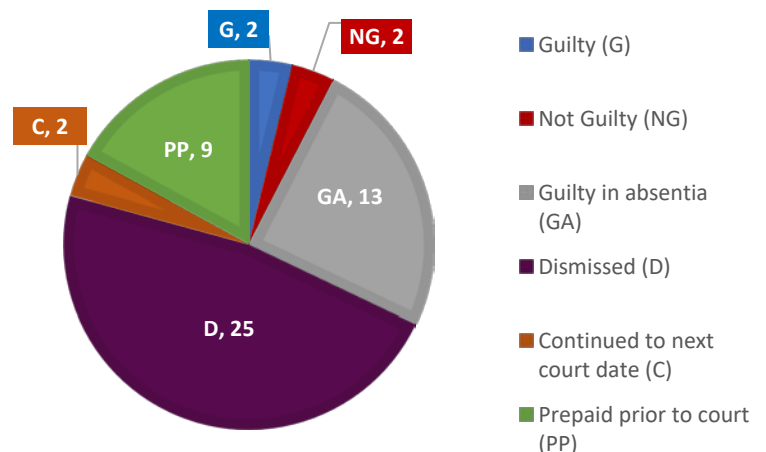
VRE SYSTEM



SUMMONSES WAIVED OUTSIDE OF COURT

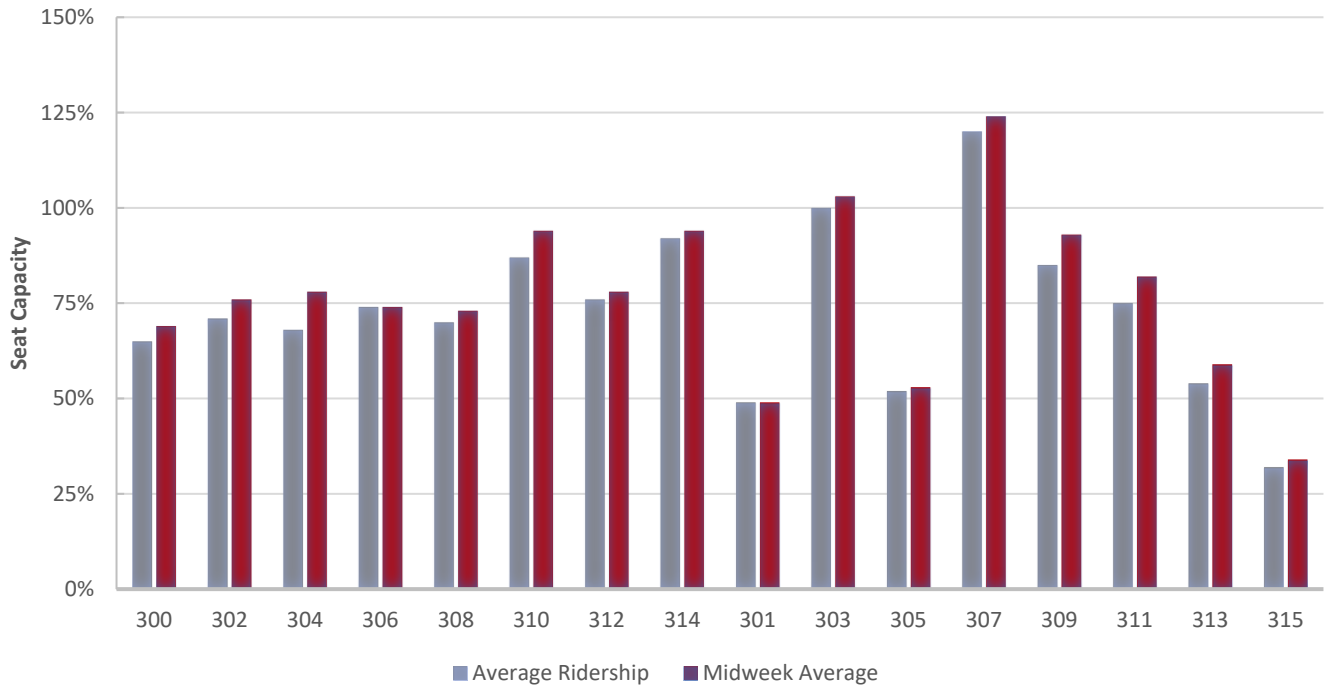
Reason for Dismissal	Occurrences
Passenger showed proof of a monthly ticket	30
One-time courtesy	1
Per the request of the conductor	22
Defective ticket	0
Per Ops Manager	2
Unique circumstances	0
Insufficient information	2
Lost and found ticket	0
Other	1
Total Waived	58

MONTHLY SUMMONSES COURT ACTION

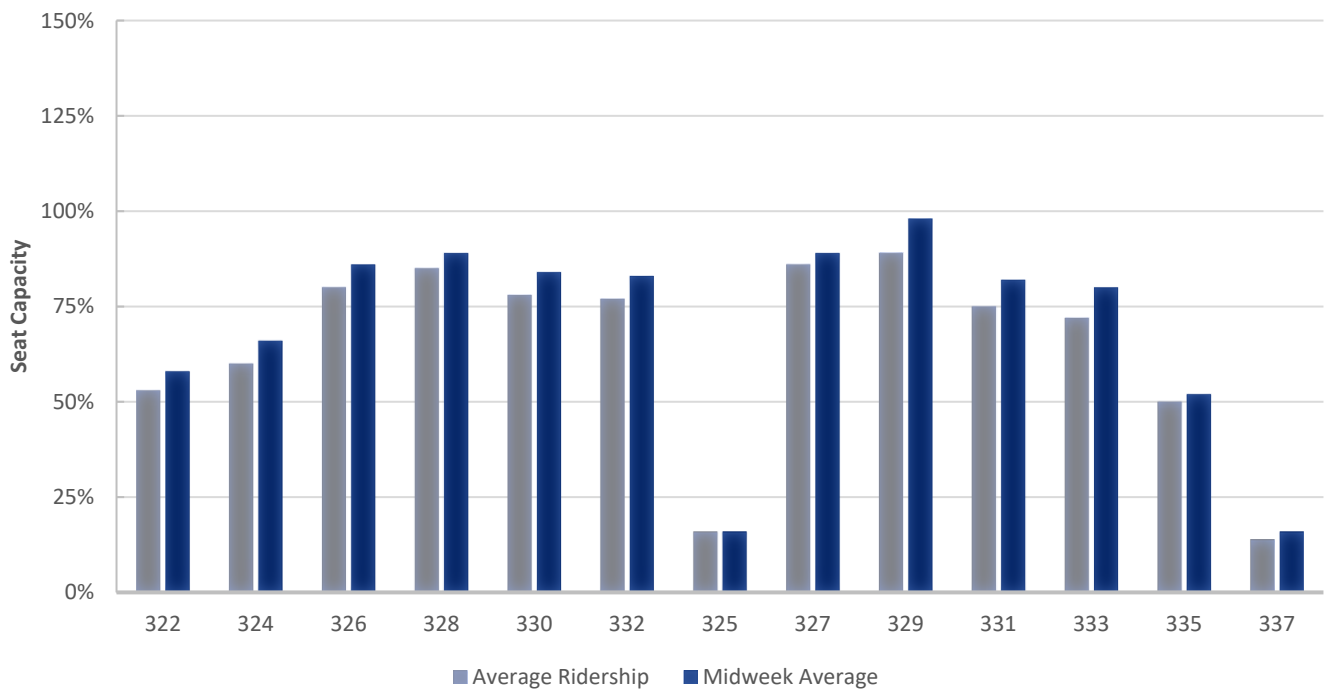


TRAIN UTILIZATION

FREDERICKSBURG LINE

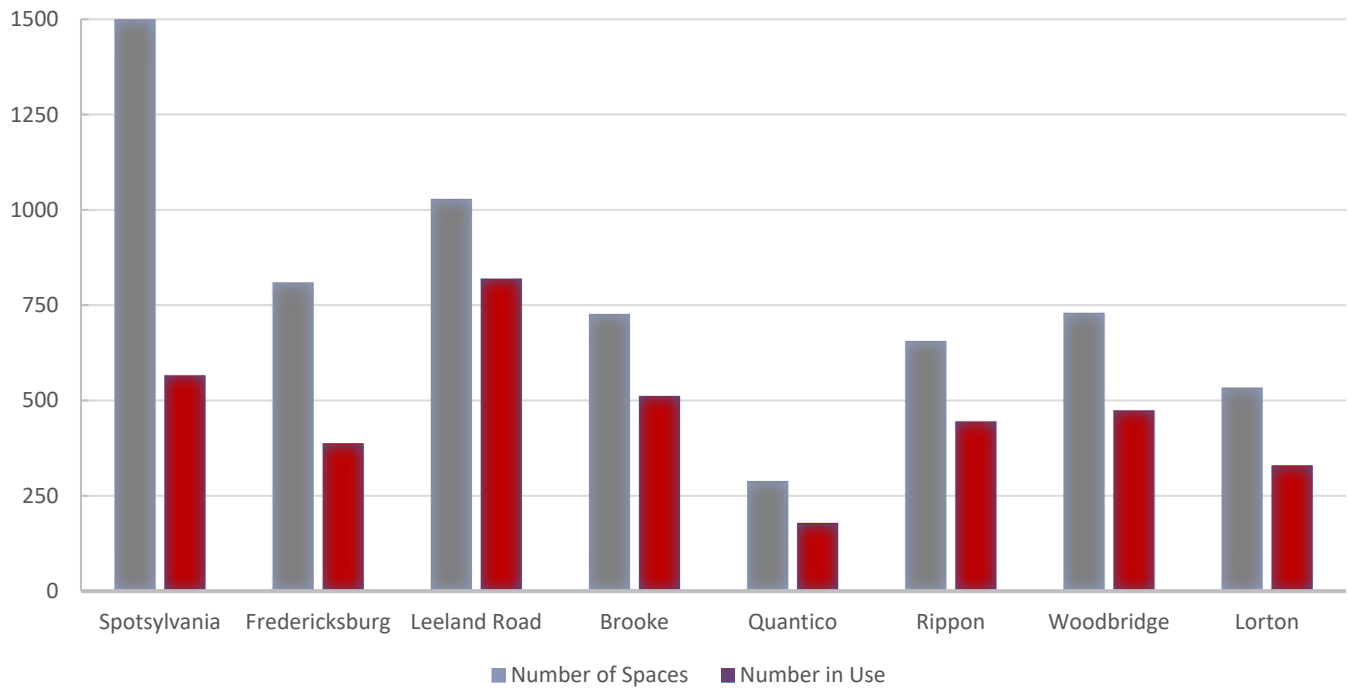


MANASSAS LINE

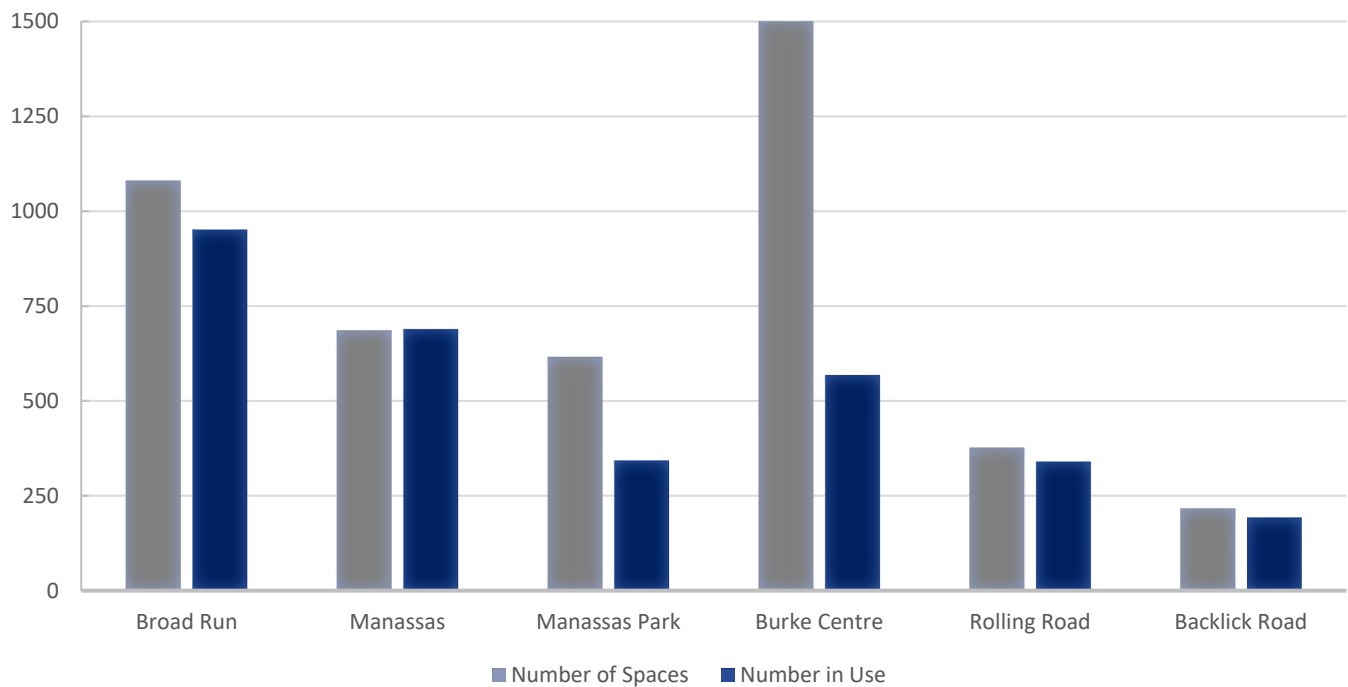


PARKING UTILIZATION

FREDERICKSBURG LINE



MANASSAS LINE



FINANCIAL REPORT

Fare revenue through the first month of FY 2019 is approximately \$83,000 above budget (a favorable variance of 2.3%) and is up 4.2% compared to the same period in FY 2018.

VRE's annual liability insurance premium was accounted for in full in July, resulting in an operating ratio of 37%. Absent this premium, the operating ratio would have been 59%. VRE's budgeted operating ratio for the full twelve months of FY 2019 is 50%.

A summary of the FY 2019 financial results through July follows, including information on the major revenue and expense categories. Please note that these figures are preliminary and unaudited.

FY 2019 Operating Budget Report							
Month Ended July 31, 2018							
	CURR. MO. ACTUAL	CURR. MO. BUDGET	YTD ACTUAL	YTD BUDGET	YTD \$ VARIANCE	YTD % VARIANCE	TOTAL FY19 BUDGET
Operating Revenue							
Passenger Ticket Revenue	3,644,950	3,561,600	3,644,950	3,561,600	83,350	2.3%	42,400,000
Other Operating Revenue	2,304	18,900	2,304	18,900	(16,596)	-87.8%	225,000
Subtotal Operating Revenue	3,647,255	3,580,500	3,647,255	3,580,500	66,755	1.9%	42,625,000
Jurisdictional Subsidy (1)	9,119,260	9,062,209	9,119,260	9,062,209	57,051	0.6%	13,336,628
Federal/State/Other Jurisdictional Subsidy	2,573,668	2,576,159	2,573,668	2,576,159	(2,491)	-0.1%	31,371,051
Appropriation from Reserve/Other Income	-	83,160	-	83,160	(83,160)	0.0%	990,000
Interest Income	88,778	16,800	88,778	16,800	71,978	428.4%	200,000
Total Operating Revenue	15,428,961	15,318,828	15,428,961	15,318,828	110,133	0.7%	88,522,679
Operating Expenses							
Departmental Operating Expenses	9,829,871	10,271,472	9,829,871	10,271,472	441,601	4.3%	81,761,809
Debt Service	518,666	559,573	518,666	559,573	40,906	0.0%	6,714,870
Other Non-Departmental Expenses	11,694	3,864	11,694	3,864	(7,830)	0.0%	46,000
Total Operating Expenses	10,360,231	10,834,909	10,360,231	10,834,909	474,678	4.4%	88,522,679
Net income (loss) from Operations	5,068,730	4,483,919	5,068,730	4,483,919	584,811		0
Operating Ratio							
			37%	35%		Goal	50%

(1) Total jurisdictional subsidy is \$17,767,748. Portion shown as budgeted is attributed to Operating Fund only.

FACILITIES UPDATE

The following is a status update of VRE facilities projects:

Completed projects:

1. Repairs to potholes at Woodbridge and Quantico Stations
2. Repairs to backflow device at Woodbridge Station east building
3. Replacement of ADA parking signage at Leeland Road Station
4. Replacement of light poles and fixtures at Fredericksburg Station

Projects scheduled to be completed this quarter:

1. Repairs to fascia and soffit at Woodbridge Station east building
2. Painting of Woodbridge Station
3. Cleaning of windows at Woodbridge Station elevator/stair towers
4. Minor repairs to pavement and striping at Leeland Road Station
5. Removal and replacement of pedestrian grade crossings at Rippon, Quantico, Brooke and Leeland Road Stations to accommodate CSX tie replacements
6. Upgrades to electrical power supply for new communication cabinet at Burke Centre Station
7. Repairs to potholes at Manassas Park Station
8. Repairs to platform concrete at Manassas Station
9. Installation of automated parking count system at stations with parking lots

Projects scheduled to be initiated this quarter:

1. Design of platform widening at L'Enfant Station
2. Replacement of tactile warning strip at L'Enfant Station
3. Repairs to platform lighting and replacement of electrical and communications conduits at Manassas Park Station
4. Replacement of signage at additional stations (locations TBD)
5. Replacement of parking lot entrance signs at majority of stations
6. Replacement of waste and recycling receptacles throughout VRE system



Automated Parking Count System at Woodbridge Station Parking Garage



Painting of Woodbridge West Stair Tower and Pedestrian Bridge

Ongoing projects:

1. Renovations to Alexandria Headquarters (leased Suite 201, adjacent to current VRE offices)
2. Weed control at L'Enfant storage track
3. Development of specifications for modernization of Woodbridge Station east elevator
4. Development of IFB for Canopy Roof Replacement at the Backlick Road Station and second station (TBD)
5. Replacement of station posters throughout VRE system

UPCOMING PROCUREMENTS

- Purchase of Passenger Elevators
- Construction of the Lifecycle Overhaul and Upgrade Facility
- Construction Management Services for the Lifecycle Overhaul and Upgrade Facility
- Program Management Services
- Graphic Design Services
- Canopy Roof Replacement at the Backlick and Rolling Road Stations
- Modernization of VRE Woodbridge Station East Elevator
- Repair and Overhaul of Passenger Car HVAC Assemblies
- Passenger Car Wheelchair Lift Assemblies
- Seat Bottoms for Passenger Cars
- Construction of Benchmark Road Slope Stabilization
- Construction of Rolling Road Platform Extension
- Platform Lighting Installation Services
- Construction of L'Enfant South Storage Track Wayside Power
- Variable Messaging System Replacement

CAPITAL PROJECTS UPDATES

AS OF August 7, 2018

Broad Run Expansion Study (BRX)

- Preliminary engineering (PE) design underway for maintenance and storage facility (MSF) expansion, platform modifications, 3rd track and tunnel
- VRE Operations Board selected “North” parking alternative as preferred location for Broad Run Station parking expansion on July 20th
- Meeting with Prince William County staff on August 2nd to discuss the trail connection between Route 28 and the VRE Broad Run Station
- Draft agreement between VRE and Prince William County regarding Broad Run parking expansion funding and other responsibilities under development
- Bi-weekly Project Management Team (PMT) meetings with BRX consultant
- Weekly schedule review meetings with BRX consultant

Crossroads Real Estate Acquisition

- Appraisals under review and reconciliation

Long Bridge Expansion Study

- Facilitated internal discussions and response to Department of Rail and Public Transit’s (DRPT) Long Bridge Governance paper
- Conceptual engineering to start and expect to be completed late Summer

Rolling Road Platform Extension

- Final plans pending Host Railroad review and approval
- VRE Operations Board authorized Invitation for Bids (IFB) for construction, pending completion of final design package
- Construction Management (CM) GEC task order pending notice to proceed (NTP)

Quantico Station Improvements

- Progress Meeting held at Quantico Station July 10th
- Potomac Avenue signal coordination meeting held with CSX July 25th
- Monthly Arkendale to Powells Creek conference call held August 7th

Franconia-Springfield Station Improvements

- Preliminary engineering/30% design plans and environmental documents are currently under review by CSXT

Lorton Station Improvements (Second Platform)

- Preliminary engineering/30% design plans and NEPA documents are currently under review by CSXT

Rippon Station Improvements

- Draft preliminary engineering/30% design plans and NEPA documents have are complete for review by CSXT pending a final design review agreement

Leeland Road Station Improvements

- Continued development of 30% Design Plans and Environmental Documents
- Continued coordination with CSXT concerning the Design Review Force Account Estimate

Brooke Station Improvements

- Continued development of 30% Design Plans and Environmental Documents
- Continued coordination with CSXT concerning the Design Review Force Account Estimate

Alexandria Pedestrian Tunnel Project

- Completed evaluation of design alternatives. Selection pending review by external parties

Crossroads Lifecycle Overhaul & Upgrade Facility (LOU)

- Property negotiations continue to acquire property needed to the east and south of existing Crossroads Yard
- Continue Spotsylvania County permit extensions

L'Enfant (North) Storage Track Wayside Power

- Construction is complete
- Track now in service, first train was stored on July 9th

L'Enfant (South) Storage Track Wayside Power

- Received completed 100% plans and specifications from design consultant HDR
- Internal review by VRE operations staff is underway
- Coordination with Pepco continues

Slaters Lane/Alexandria Track 1 Access

- Construction pending assignment of CSXT resources

Manassas Park Station Parking Expansion

- Prepared study for realignment of garage on property to minimize impacts to water line and other utilities
- Sent request for proposal and fee estimate to design consultant VHB for contract amendment
- Received scope and conducted review meeting on August 1st

Crystal City Station Improvements

- Field visit and concept design briefing for the Arlington County Transit Advisory Committee was held on July 10th
- Comments received during June 2018 public outreach efforts were summarized and responses drafted for VRE review

L'Enfant Track and Station Improvement

- Draft Phase I: Background Information technical memorandum under review
- Scope of work for continued project development, including preliminary engineering and environmental review, under development
- Initiation of additional work pending REF grant agreement

VRE Transit Development Plan (TDP) Update

- Bi-weekly progress meetings with TDP consultant
- Service Plan analysis presentation to VRE staff
- Performance Measures that comprehensively show progress towards TDP Goals and Objectives
- TDP document in progress

NOTES

[illegible]

Projects Progress Report to Follow

PASSENGER FACILITIES

PROJECT	DESCRIPTION	PHASE					
		CD	PD	EC	RW	FD	CN
Alexandria Station Improvements	Pedestrian tunnel to METRO and eliminate at-grade track crossing.	◆	◆	◆	N/A	●	
	Modify Slaters Lane Interlocking for passenger trains on Track #1.	◆	◆	◆	N/A	●	
	Extend and widen East Platform and elevate West Platform.	◆	◆	◆	N/A	●	
Franconia-Springfield Station Improvements	Extend both platforms and widen East Platform for future third track. ◆	◆	●	●	N/A		
Lorton Station Improvements	Construct new second platform with pedestrian overpass. ◆	◆	●	●	N/A		
Rippon Station Improvements	Extend existing platform, construct new second platform with pedestrian overpass. ◆	◆	●	●	N/A		
Potomac Shores Station Improvements	New VRE station in Prince William County provided by private developer.	◆	●	◆	N/A		
Quantico Station Improvements	Extend existing platform, construct new second platform with pedestrian overpass.	◆	◆	◆	N/A	●	
Brooke Station Improvements	Extend existing platform, construct new second platform with pedestrian overpass. ◆	◆	●	●	N/A		
Leeland Road Station Improvements	Extend existing platform, construct new second platform with pedestrian overpass. ◆	◆	●	●	N/A		
Manassas Park Parking Expansion	Parking garage to increase parking capacity to 1,100 spaces.	◆	●	●	N/A		
Rolling Road Station Improvements	Extend existing platform.	◆	◆	◆	N/A	●	
Crystal City Station Improvements	Replace existing side platform with new, longer island platform.	◆	●	●	N/A		
L'Enfant Track and Station Improvements	Replace existing platform with wider, longer island platform. Add fourth track (VA-LE)	◆			N/A		

PHASE: CD - Conceptual Design PD - Preliminary Design EC - Environment Clearance
RW - Right of Way Acquisition FD - Final Design CN - Construction


STATUS: ◆ Completed ● Underway ■ On Hold

◆ part of the "Penta-Platform" program

¹Total project cost estimate in adopted FY2018 CIP Budget

² Does not include minor (< \$50,000) operating expenditures

* \$2,181,630 authorization divided across five "Penta-Platform" program stations

Total ¹	ESTIMATED COSTS (\$)			Expended ²	COMPLETION			STATUS
	Funded	Unfunded	Authorized		Percent	Date		
26,674,365	26,674,365	-	1,814,559	1,714,242	60%	4th QTR 2020		60% design complete. Investigating alternative construction strategies.
7,000,000	7,000,000	-	467,500	90,749	30%	4th QTR 2018		Construction start pending assignment of CSXT resources.
2,400,000	400,000	2,000,000	-	-	5%	4th QTR 2020		Design work on East Platform only. West Platform elevation funded.
13,000,000	13,000,000	-	*	337,165	25%	4th QTR 2021		Preliminary engineering plans under review by CSXT and anticipated to be complete in 4th QTR 2018.
16,150,000	16,150,000	-	*	414,788	25%	4th QTR 2021		Preliminary engineering plans under review by CSXT and anticipated to be complete in 4th QTR 2018.
16,632,716	16,632,716	-	*	328,521	20%	4th QTR 2022		Preliminary engineering is anticipated to be complete in 2nd QTR 2019.
No costs for VRE. Private developer providing station.					10%	TBD		Design resumed after resolution of DRPT/CSXT/FRA track project issues.
18,350,745	18,350,745	0	-	-	30%	TBD		Completion of FD & construction pending excution of IPROC grant by DRPT.
23,390,976	23,390,976	-	*	259,910	20%	4th QTR 2022		Completion of PD & EC pending excution of REF grant by DRPT.
15,527,090	15,527,090	-	*	228,085	20%	4th QTR 2022		Completion of PD & EC pending excution of REF grant by DRPT.
25,983,000	25,983,000	0	665,785	606,411	30%	4th QTR 2022		Preliminary engineering plans complete. Awaiting proposal for final design.
2,000,000	2,000,000	-	442,900	283,000	50%	3rd QTR 2020		Invitation for Bids (IFB) for construction pending completion of final design package
41,810,000	5,410,000	36,400,000	370,285	373,396	10%	2nd QTR 2023		Completion of PD & EC pending excution of REF grant by DRPT.
70,650,000	3,226,000	67,424,000	2,980,000	58,793	10%	2nd QTR 2023		Completion of PD & EC pending excution of REF grant by DRPT.

TRACK AND INFRASTRUCTURE

PROJECT	DESCRIPTION	PHASE					
		CD	PD	EC	RW	FD	CN
Hamilton-to-Crossroads Third Track	2¼-miles of new third track with CSXT design and construction of signal and track tie-ins.	◆	◆	◆	N/A	◆	◆

MAINTENANCE AND STORAGE FACILITIES

L'Enfant South Storage Track and Wayside Power	Conversion of CSXT Temporary Track to VRE Storage Track (1,350 feet) and Associated Signal Work	◆	◆	◆	N/A	●	●
Lifecycle Overhaul and Upgrade Facility	New LOU facility to be added to the Crossroads MSF.	◆	◆	◆	N/A	◆	■
Crossroads Maintenance and Storage Facility Land Acquisition	Acquisition of 16.5 acres of land, construction of two storage tracks and stormwater retention and new	◆	N/A	N/A	●	N/A	N/A
Midday Storage	New York Avenue Storage Facility: Planning, environmental and preliminary engineering.	◆	●	●	●		

ROLLING STOCK

Passenger Railcar Procurement	Acquisition of 29 new railcars.	◆	N/A	N/A	N/A	◆	◆
Positive Train Control	Implement Positive Train Control for all VRE locomotives and control cars.	◆	N/A	N/A	N/A	◆	●

PLANNING, COMMUNICATIONS AND IT










Broad Run Expansion (was Gainesville-Haymarket Extension)	NEPA and PE for expanding commuter rail service capacity in Western Prince William County	◆	●	●	-	-	-
Mobile Ticketing	Implementation of a new mobile ticketing system.	◆	N/A	N/A	N/A	◆	●

PHASE: CD - Conceptual Design PD - Preliminary Design EC - Environment Clearance
RW - Right of Way Acquisition FD - Final Design CN - Construction

STATUS: ◆ Completed ● Underway ■ On Hold

¹ Total project cost estimate in adopted FY2018 CIP Budget

² Does not include minor (< \$50,000) operating expenditures

Total ¹	ESTIMATED COSTS (\$)			Expended ²	COMPLETION		STATUS
	Funded	Unfunded	Authorized		Percent	Date	
32,500,000	32,500,000	-	33,285,519	30,578,003	100%	3rd QTR 2018	 Close-out pending repair of storm damage to embankment.
3,965,000	3,965,000	-	2,937,323	1,672,293	50%	3rd QTR 2018	 Invitation for Bids (IFB) for construction of wayside power approved June 2018.
38,183,632	38,183,632	-	3,176,039	2,126,399	90%	TBD	 Design 100% complete. On hold pending property acquisition.
2,950,000	2,950,000	-	2,950,000	139,154	95%	TBD	 FTA approved appraisal; offer package under legal review.
89,666,508	89,666,508	-	3,588,305	1,128,976	25%	4th QTR 2018	 Site survey underway to confirm conceptual layout; Conrail appraisal completed and under legal review.
75,264,693	75,264,693	-	69,457,809	47,915,644	95%	4th QTR 2020	 All cars received. Completion date reflects end of warranty period.
10,553,000	10,553,000	-	10,294,079	7,984,451	80%	4th QTR 2018	 Onboard installations ongoing.
112,489,752	57,815,747	83,825,501	5,208,845	3,830,904	20%	4th QTR 2022	 PD for expansion of existing Broad Run complex and 3rd main track is underway, including preliminary engineering and NEPA review.
3,510,307	3,510,307	-	3,510,627	2,168,462	65%	2nd QTR 2019	 Rate My Ride is live in app. Big Commerce/Moovel collaboration underway for web based ticketing portal.



VIRGINIA RAILWAY EXPRESS

1500 KING STREET, SUITE 202 • ALEXANDRIA, VA 22314 • 703.684.1001

VRE.ORG

