



OMNIRIDE.COM • 703.730.6664

BOB SCHNEIDER, EXECUTIVE DIRECTOR

bschneider@omniride.com

BYREN LLOYD, SAFETY & SECURITY MANAGER

blloyd@omniride.com



FY21



FEBRUARY 2021 |
SAFETY DASHBOARD |




OMNIRIDE | FEBRUARY 2021



MONTHLY SAFETY DASHBOARD

ACCIDENT/INCIDENT RATE FREQUENCY

*Per 100K miles



ACCIDENTS/INCIDENTS BY DAY & SERVICE TYPE

Accidents:

- Personal Injury
- Property Damage

Incidents:

- Suspicious Package
- Disruptive Behavior
- Public Safety Occurrence

Local: 20%
Express: 80%



MONDAY: 4

TUESDAY: 0

WEDNESDAY: 1


THURSDAY: 0

FRIDAY: 0

SATURDAY: 0

PREVENTABLE ACCIDENTS/INCIDENTS

ALL ACCIDENTS/ INCIDENTS



Fiscal Year:

#

2019

#

2020

#

2021

Current Period




OMNIRIDE // KEY FOCUS AREAS

ACCIDENTS IN
REVENUE SERVICE VS.
NON-REVENUE SERVICE



ACCIDENTS IN
WASHINGTON D.C.
VS. VIRGINIA



TOTAL ACCIDENTS &
INCIDENTS WITH VEHICLES



REPORTED INJURIES



90-DAY ACCIDENT/INCIDENT SPOTLIGHT

15
Total*

6.25%**

*Total accidents/incidents between months of December, January, February
**Difference in percentage versus the rolling quarter of November, December, January