

CEO REPORT

JANUARY 2021



OUR MISSION

The Virginia Railway Express, a joint project of the Northern Virginia Transportation Commission and the Potomac Rappahannock Transportation Commission, will provide safe, cost-effective, accessible, reliable, convenient, and customer responsive commuter-oriented rail passenger service. VRE contributes to the economic vitality of its member jurisdictions as an integral part of a balanced, intermodal regional transportation system.



CEO REPORT | JANUARY 2021

TABLE OF CONTENTS

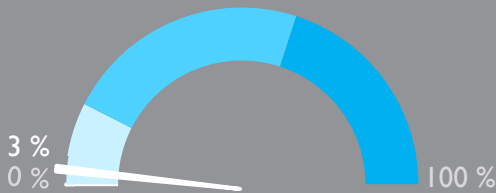
SUCCESS AT A GLANCE	3
ON-TIME PERFORMANCE	4
AVERAGE DAILY RIDERSHIP	6
SUMMONSES ISSUED	7
TRAIN UTILIZATION	8
PARKING UTILIZATION	9
FACILITIES UPDATE.....	10
UPCOMING PROCUREMENTS	11
CAPITAL PROJECTS UPDATES	12
PROJECTS PROGRESS REPORT	14



VIRGINIA RAILWAY EXPRESS
A better way. A better life.

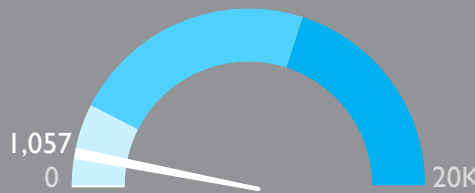


SUCCESS AT A GLANCE



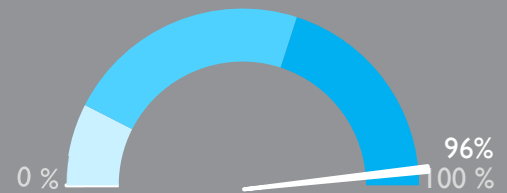
PARKING
UTILIZATION

The total number of parking spaces used in the VRE system during the month, divided by the total number of parking spaces available.



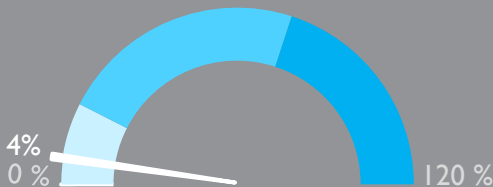
AVERAGE DAILY
RIDERSHIP

The average number of boardings each operating day inclusive of Amtrak Step-Up boardings and reduced, "S" schedule, service.
Same month, previous year: 18,462



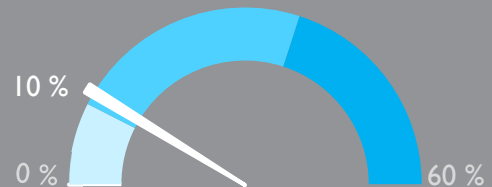
ON-TIME
PERFORMANCE

Percent of trains arriving at their destination within five minutes of the schedule.
Same month, previous year: 85%



SYSTEM CAPACITY

The percent of peak hour train seats occupied. The calculation excludes reverse flow and non-peak hour trains.



OPERATING RATIO

Through November 2020

Year-to-date operating revenues divided by year-to-date operating expenses, which represents the share of operating costs paid by the riders.
Board-approved goal: 52%

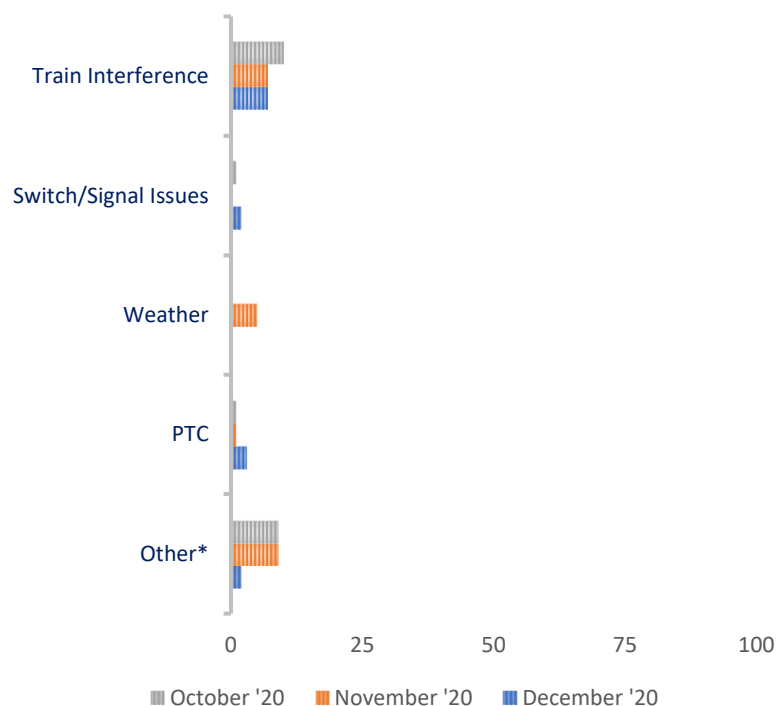
December 2020

ON-TIME PERFORMANCE

OUR RECORD

	December 2020	November 2020	December 2019
Manassas Line	97%	94%	88%
Fredericksburg Line	96%	92%	86%
Systemwide	96%	93%	87%

PRIMARY REASON FOR DELAY



VRE operated 370 trains in December. Our on-time rate for December was 96 percent.

Fourteen trains arrived more than 5 minutes late to their final destinations. Of those late trains, five were on the Manassas Line (36 percent), and nine were on the Fredericksburg Line (64 percent).

Train interference was the largest contributor to delays this month.

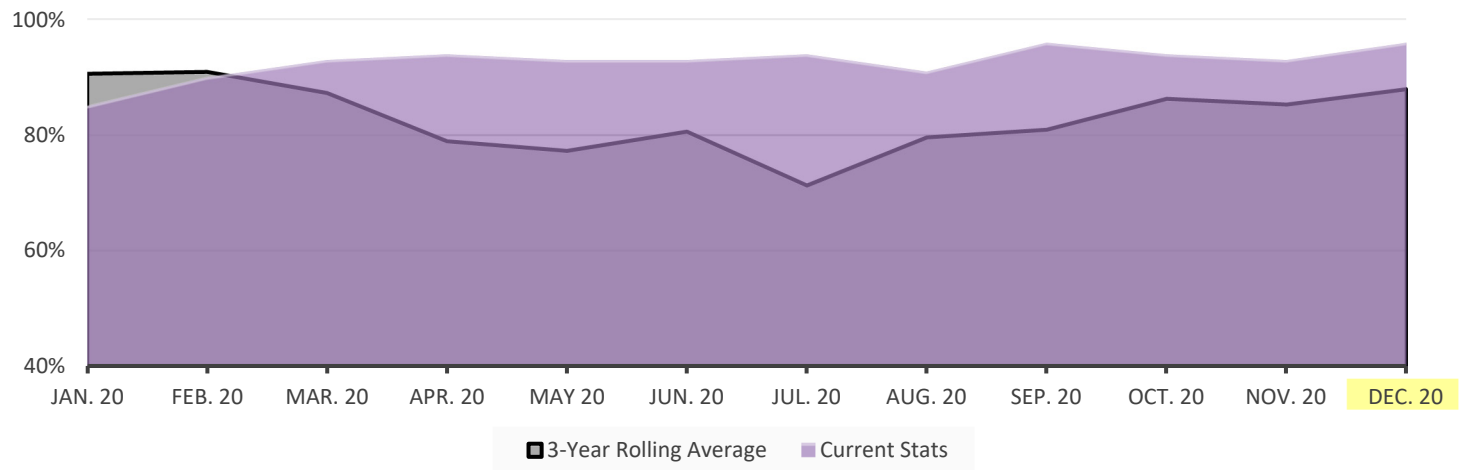
*Includes trains that were delayed due to operational testing and passenger handling.

LATE TRAINS

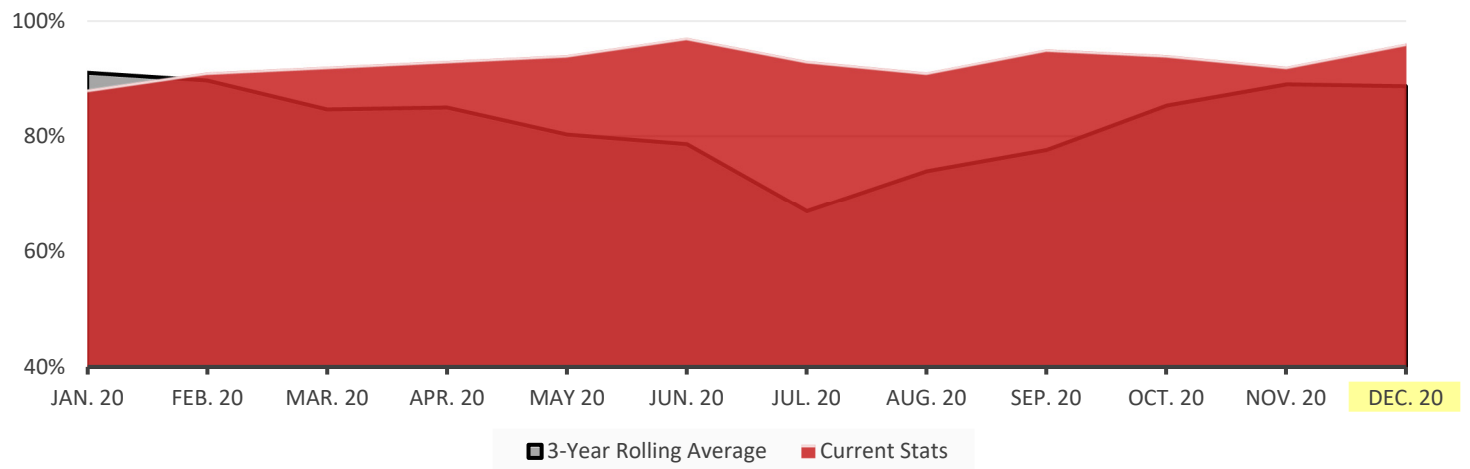
	System Wide			Fredericksburg Line			Manassas Line		
	Oct	Nov	Dec	Oct	Nov	Dec	Oct	Nov	Dec
Total late trains	21	22	14	12	14	9	9	8	5
Average minutes late	12	33	48	13	35	51	11	30	43
Number over 30 minutes	0	5	5	0	3	3	0	2	2
Heat restrictions	0	0	0	0	0	0	0	0	0

ON-TIME PERFORMANCE

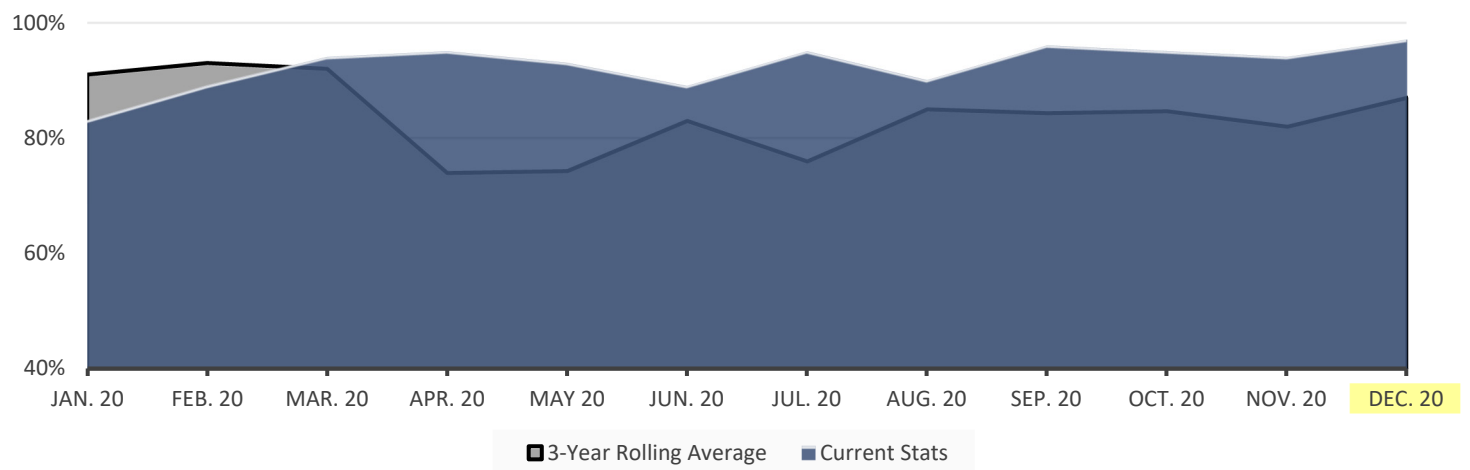
VRE SYSTEM



FREDERICKSBURG LINE

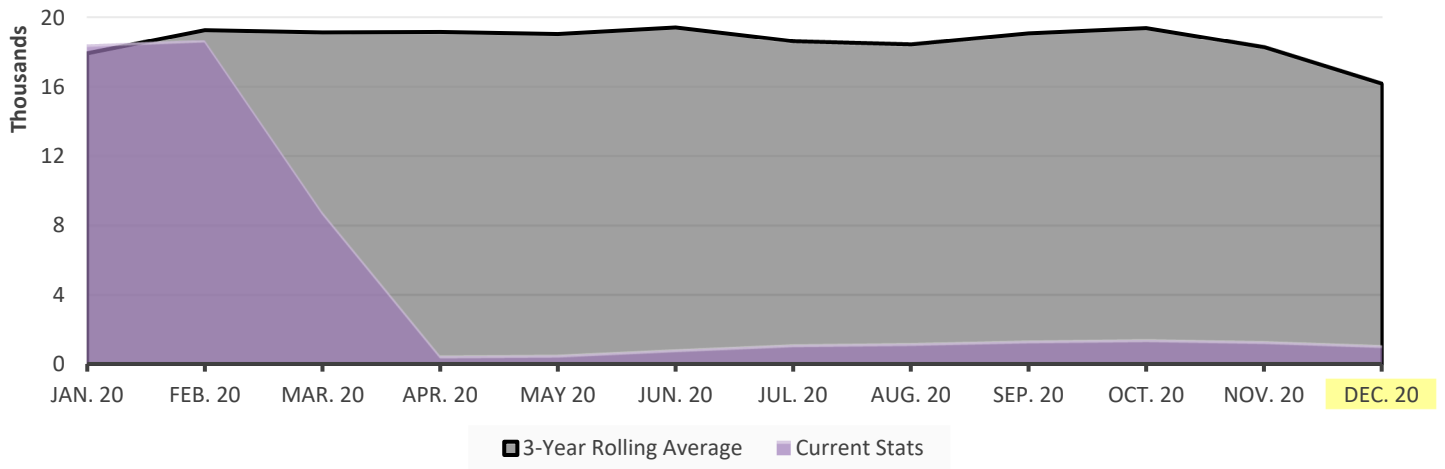


MANASSAS LINE

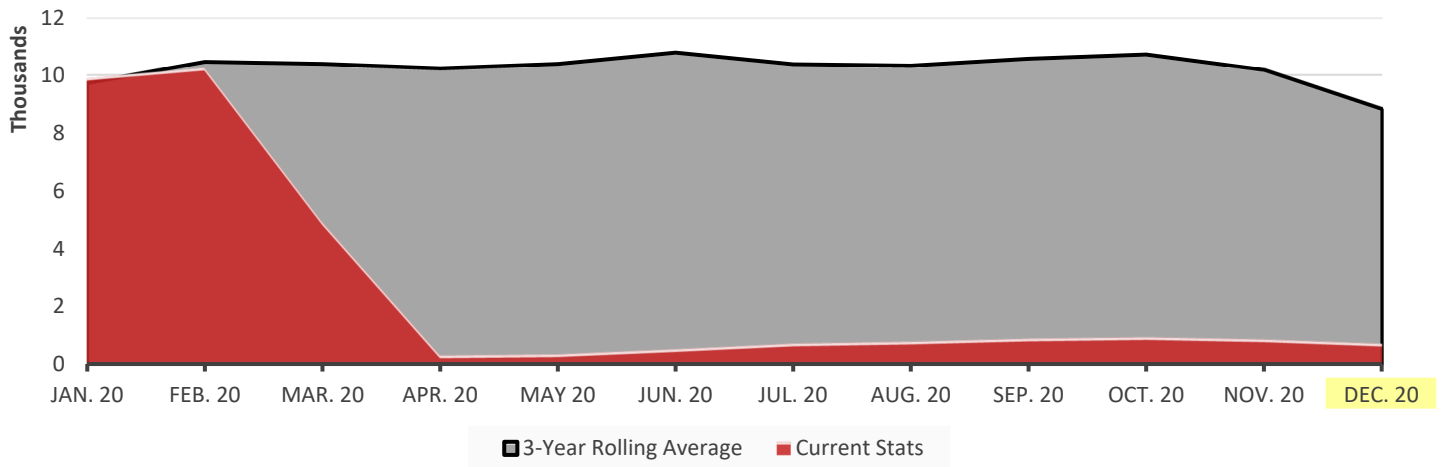


AVERAGE DAILY RIDERSHIP

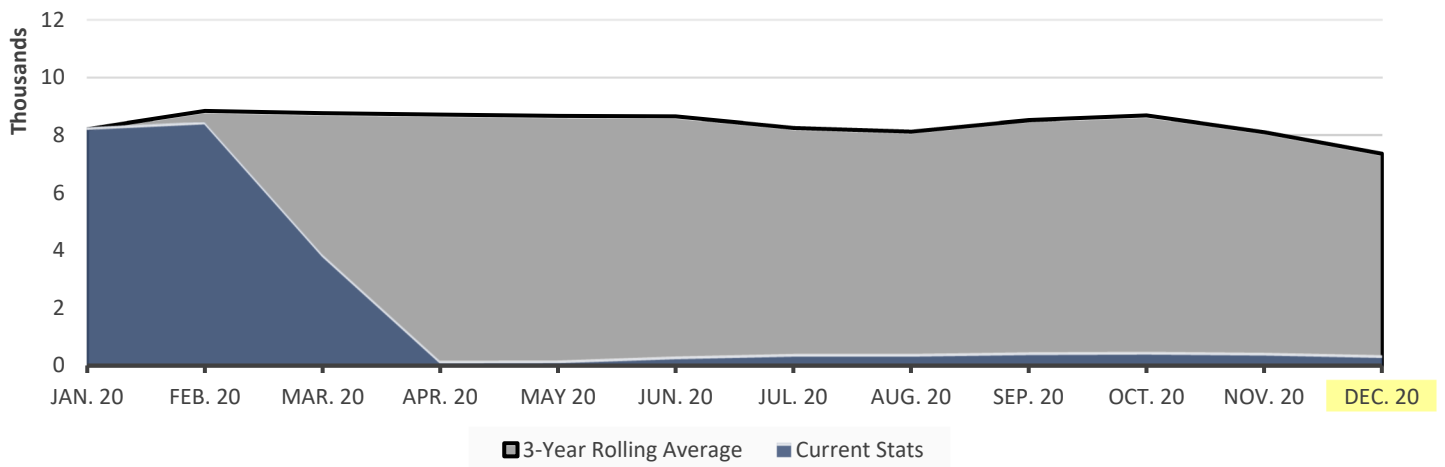
VRE SYSTEM



FREDERICKSBURG LINE



MANASSAS LINE



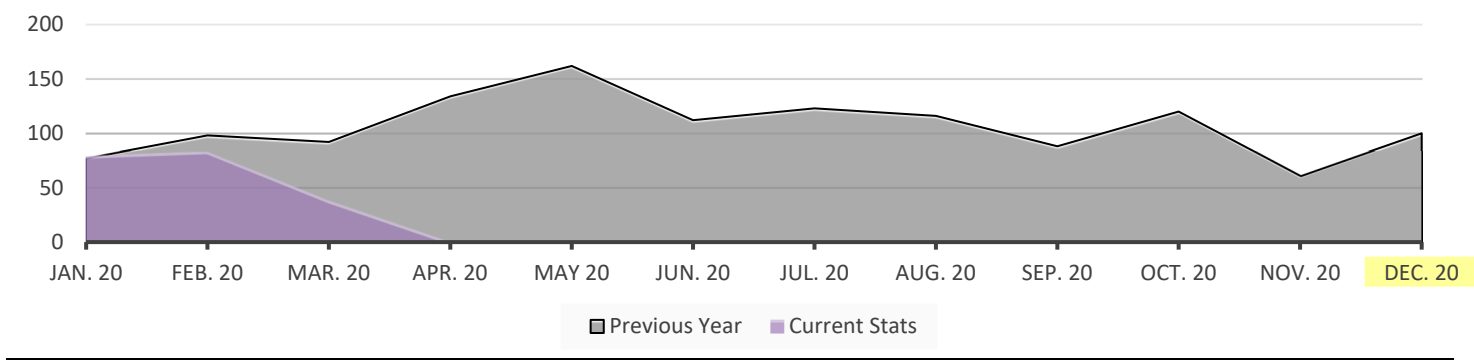
Average daily ridership (ADR) in December was 1,057. We continue to operate an “S” Schedule Plus (which includes trains 300 and 307), as necessitated by the COVID-19 pandemic.

The normal “S” Schedule was operated the week between the Christmas and New Year’s (300 and 307 did not run).

	December 2020	November 2020	December 2019
Monthly Ridership	22,190	23,242	290,480
Average Daily Ridership	1,057	1,291	14,524
Full Service Days	0	0	16
“S” Service Days	21	18	4

SUMMONSES ISSUED

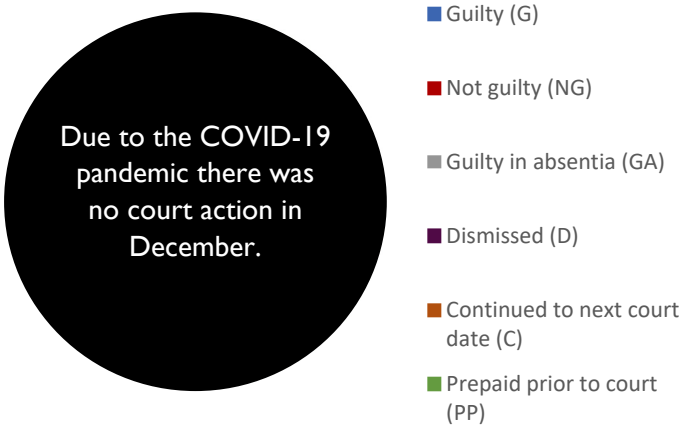
VRE SYSTEM



SUMMONSES WAIVED OUTSIDE OF COURT

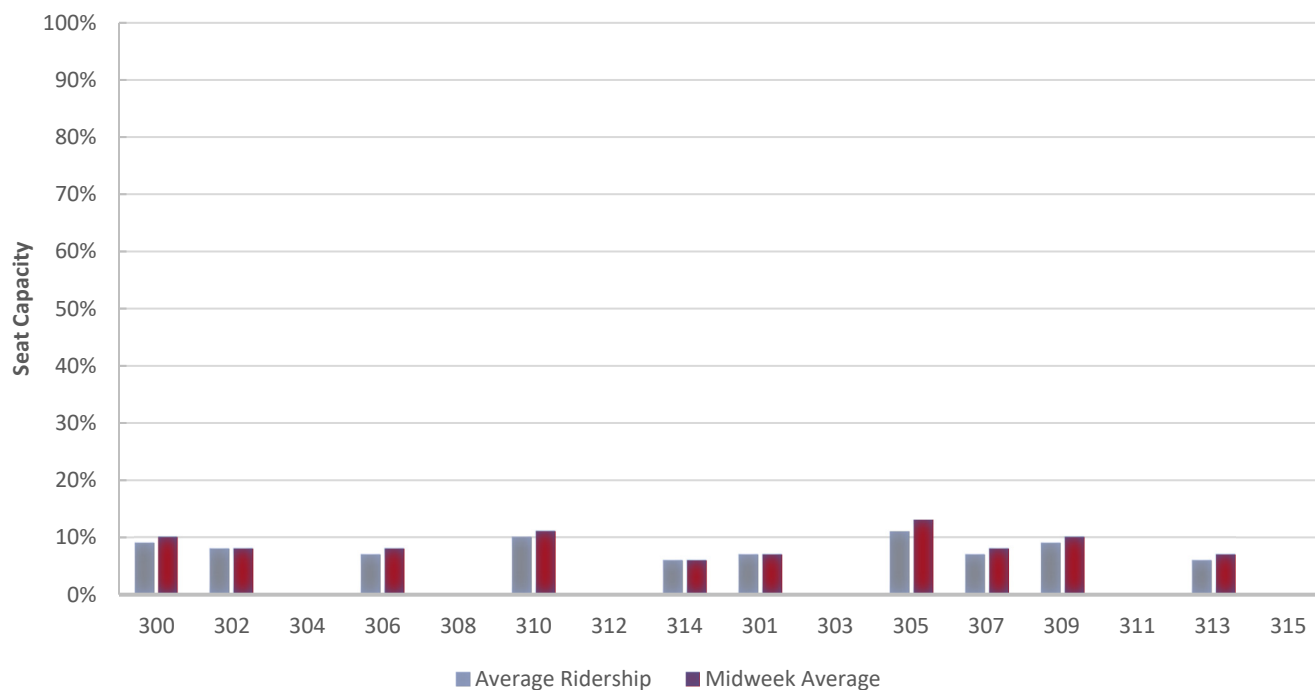
Reason for Dismissal	Occurrences
Passenger showed proof of a monthly ticket	0
One-time courtesy	0
Per the request of the conductor	0
Defective ticket	0
Per ops manager	0
Unique circumstances	0
Insufficient information	0
Lost and found ticket	0
Other	0
Total Waived	0

MONTHLY SUMMONSES COURT ACTION

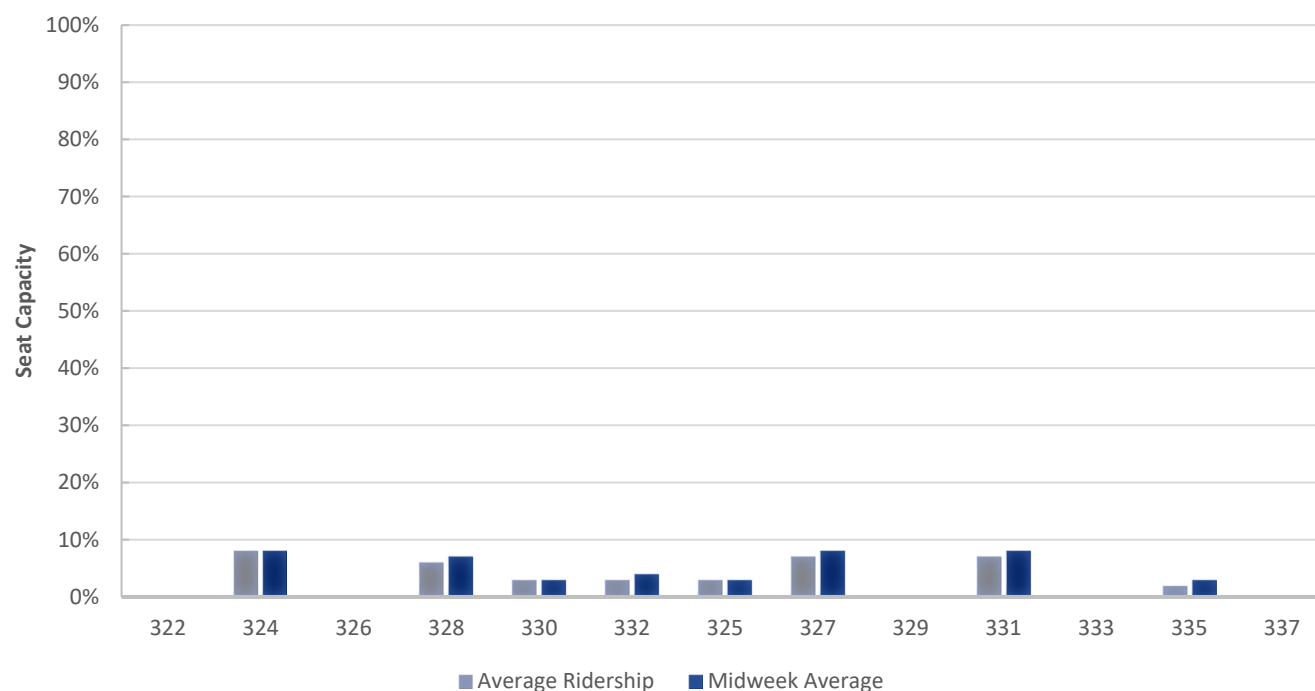


TRAIN UTILIZATION

FREDERICKSBURG LINE

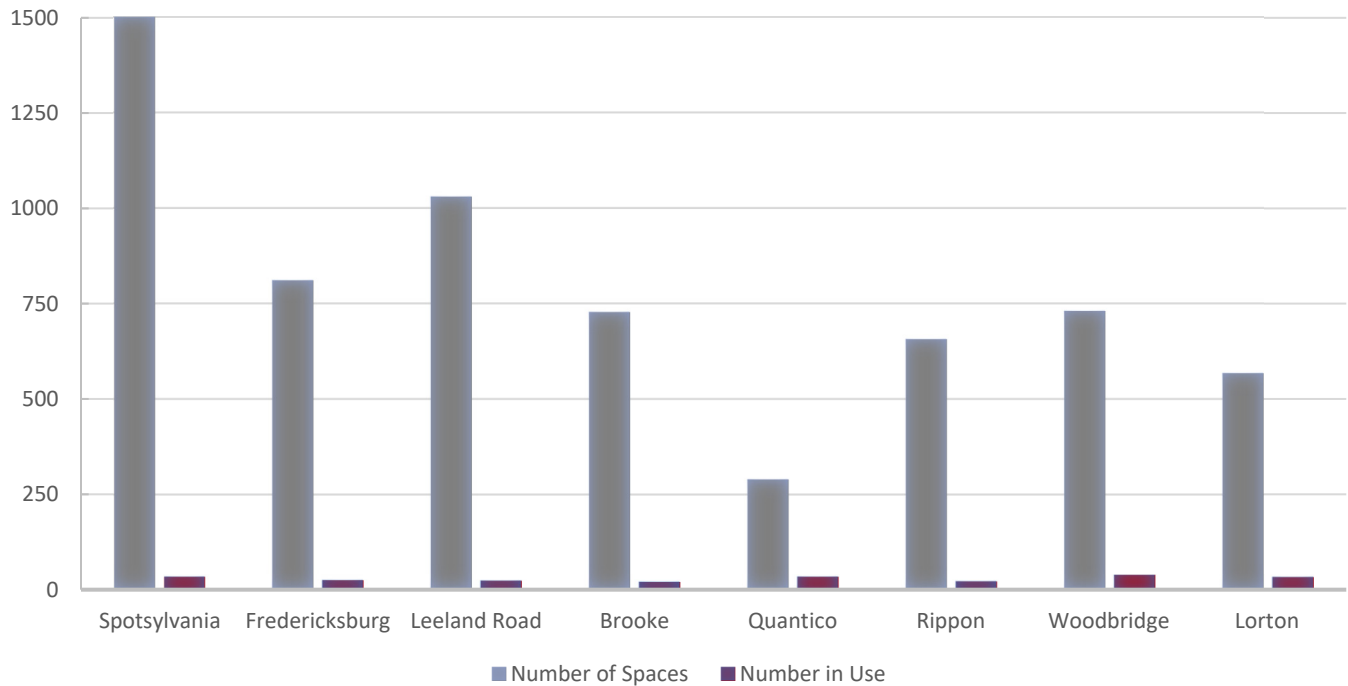


MANASSAS LINE

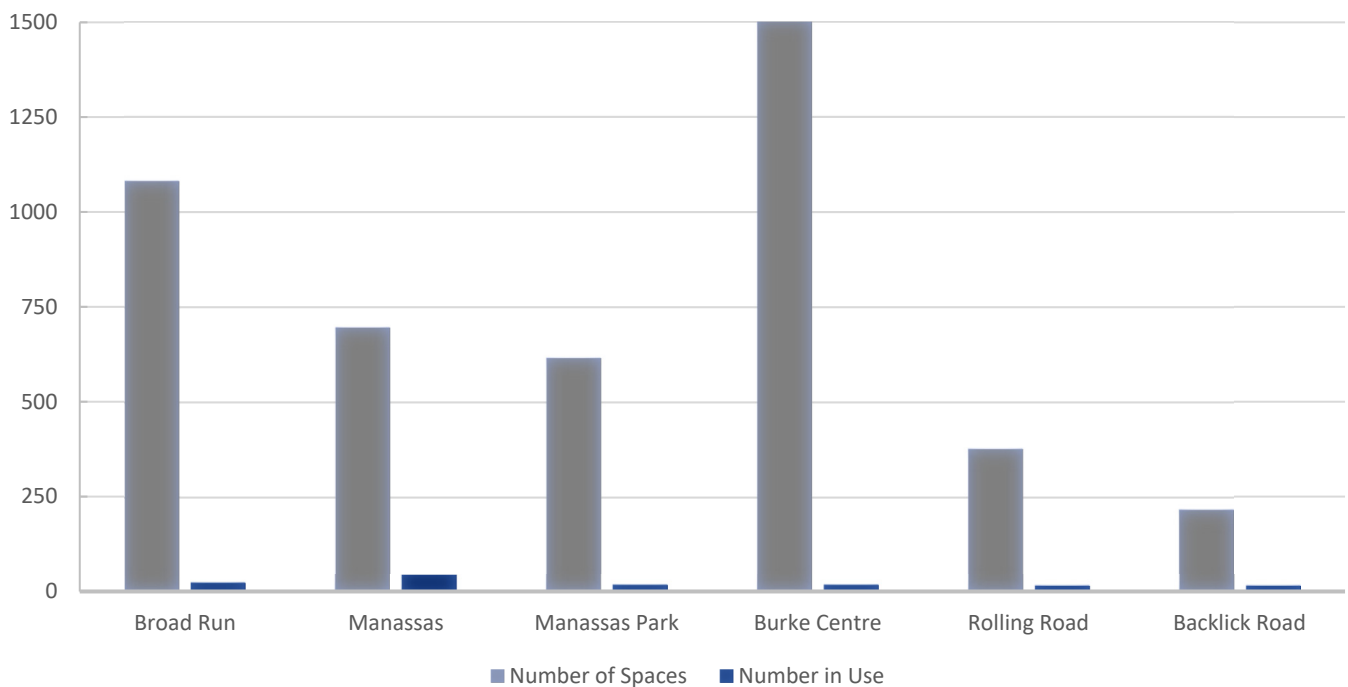


PARKING UTILIZATION

FREDERICKSBURG LINE



MANASSAS LINE



FACILITIES UPDATE

The following is a status update of VRE facilities projects.

Completed projects:

1. Preparations for station improvement project construction office at Quantico Station
2. Placement of enhanced COVID-19 signage and sanitizing station at Alexandria headquarters



Enhanced COVID-19 signage at Alexandria headquarters

Projects scheduled to be completed this quarter:

1. Replacement of “no trespassing” signage at Fredericksburg gravel parking lot
2. Submission of IFB package for canopy roof replacement at Backlick Road Station
3. Submission of IFB package for replacement of tactile warning strips at various stations



Sanitizing station at Alexandria headquarters

Projects scheduled to be initiated this quarter:

1. Issuance of GEC task orders for design of minor structural repairs at Franconia-Springfield, Woodbridge, Rippon, Brooke and Manassas stations
2. Minor stair steel repairs and caulking at Franconia-Springfield Station
3. Repair of minor cracks in west platform at Woodbridge Station
4. Replacement of west platform and canopy lighting at Woodbridge Station
5. Repair of platform sealer delamination at Spotsylvania Station
6. Replacement of lighting at Manassas Station parking garage
7. Issuance of general signage services request for quotes

Ongoing projects:

1. Design of waiting area at L'Enfant Station
2. Replacement of signage at Franconia-Springfield, Woodbridge and Leeland Road stations
3. Replacement of waste and recycling receptacles at various stations
4. Construction of renovations to Alexandria headquarters

UPCOMING PROCUREMENTS

- Program management services
- Canopy roof replacement at the Backlick Road Station
- Modernization of VRE Woodbridge Station east elevator
- Passenger car wheelchair lift assemblies
- Purchase of LED light fixtures
- Construction of L'Enfant south storage track wayside power
- Variable Messaging System replacement
- Tactile strip replacements
- Pavement repairs and striping at the Rippon and Leeland Road stations and Fredericksburg Lot G
- Franconia-Springfield Station painting services
- Final design services for VRE Broad Run expansion
- Renewal of locomotive head end power engine systems
- Overhaul of emergency generators
- Headquarters renovations
- Website management services
- Construction management services for Fredericksburg Station platform rehabilitation

CAPITAL PROJECTS UPDATES

The following is a status update of VRE capital projects.

Completed projects or major project milestones:

1. Long Bridge Project (*study by others*) – Virginia and the District of Columbia have concluded the environmental planning process. DRPT is evaluating responses to its RFP for architectural/engineering consulting services.
2. The Franconia-Springfield Station Improvements draft 90% complete plans and specifications were submitted to CSXT for review and comment.

Projects or project phases scheduled to be completed this quarter:

3. Franconia-Springfield Station Improvements final 90% complete plans (pending railroad review)
4. Rippon Station Improvements draft 30% complete plans
5. Brooke Station Improvements draft 30% complete plans
6. Leeland Road Station Improvements draft 30% complete plans
7. Broad Run Expansion (BRX) Section 106 Consultation
8. Construction of Benchmark Road Slope Stabilization Complete (Hamilton to Crossroads overall project/funding closeout and stakeholder concurrence anticipated this quarter)

Projects or project phases scheduled to be initiated this quarter:

9. Execution of Contract for Construction of Quantico Station Improvements and Pre-NTP activities - NTP forthcoming
10. Execution of Contract for Construction of Lifecycle Overhaul & Upgrade Facility (LOU) and Pre-NTP activities - NTP forthcoming
11. Board Authorization, Execution of Contract for Construction of Rolling Road Station Improvements and Pre-NTP activities – NTP forthcoming
12. Execution of Contract and NTP for CM for Construction of Quantico Station Improvements

Ongoing projects:

13. Broad Run Expansion (BRX)
14. Manassas Park Parking Improvements
15. Rolling Road Station Improvements
16. Crossroads Maintenance and Storage Facility (MSF) – land acquisition completed
17. Lifecycle Overhaul & Upgrade Facility (LOU)
18. Leeland Road Station Improvements
19. Brooke Station Improvements
20. Quantico Station Improvements
21. Rippon Station Improvements
22. Franconia-Springfield Station Improvements
23. Alexandria Station Improvements
24. Alexandria Station Track I Access (Slaters Lane)
25. Crystal City Station Improvements
26. L'Enfant Train Storage Track - South
27. L'Enfant Station Improvements
28. New York Avenue Midday Storage Facility
29. Potomac Shores VRE Station – *design by others*
30. Washington Union Station Improvements Environmental Impact Statement – *study by others*
31. DC2RVA Environmental Impact Statement – *study by others*
32. Long Bridge Project – *study by others*

Projects Progress Report Follows

PASSENGER FACILITIES

PROJECT	DESCRIPTION	PHASE					
		CD	PE	EC	RW	FD	CN
Alexandria Station Improvements	Eliminate at-grade track crossing, add elevators, modify platforms.	◆	◆	◆	N/A	●	
Franconia-Springfield Station Improvements	Extend both platforms and widen East Platform for future third track.	◆	◆	◆	N/A	●	
Rippon Station Improvements	Extend existing platform, construct new second platform with pedestrian overpass.	◆	●	●	N/A		
Potomac Shores Station Improvements	New VRE station and parking in Prince William County provided by private developer.	◆	●	◆	N/A		
Quantico Station Improvements	Extend existing platform, construct new second platform with pedestrian overpass.	◆	◆	◆	N/A	●	
Brooke Station Improvements	Extend existing platform, construct new second platform with pedestrian overpass.	◆	●	●	N/A		
Leeland Road Station Improvements	Extend existing platform, construct new second platform with pedestrian overpass.	◆	●	●	N/A		
Manassas Park Parking Improvements	Parking garage to increase parking capacity to 1,100 spaces.	◆	◆	●	N/A		
Rolling Road Station Improvements	Extend existing platform and rehabilitate existing station	◆	◆	◆	N/A	●	●
Crystal City Station Improvements	Replace existing side platform with new, longer island platform.	◆	●	●	N/A		
L'Enfant Station Improvements	Replace existing platform with wider, longer island platform. Add fourth track (VA-LE)	◆			N/A		

PHASE: CD - Conceptual Design PE - Preliminary Engineering EC - Environment Clearance
RW - Right of Way Acquisition FD - Final Design CN - Construction

STATUS: ◆ Completed ● Underway ■ On Hold

¹ Total project cost estimate in adopted FY2020 CIP Budget; percentage complete based on VRE Operations Board authorization

² Does not include minor (< \$50,000) operating expenditures

* \$2,181,630 authorization divided across the "Penta-Platform" program stations

ESTIMATED COSTS (\$)						STATUS	
Total	Funded	Unfunded	Authorized	Expended ²	Percent Complete ¹	Project Completion Date	
31,875,014	31,875,014	-	2382759	2193257	90%	2nd QTR 2023	90% Design complete. CSX and City of Alexandria review progressing.
13,000,000	13,000,000	-	*	862,593	35%	4th QTR 2023	FD underway with anticipated completion 4th QTR 2020. Ongoing coordination with DRPT projects.
16,634,793	16,634,793	-	*	412,777	20%	4th QTR 2030	PE design/EC anticipated completion 4th QTR 2020. Ongoing coordination with DRPT projects.
No costs for VRE. Private developer providing station.					20%	TBD	Potomac Shores VRE Station design underway to include parking structure. 60% Re-Design Submittal received and under review by CSX and VRE.
18,372,949	18,372,949	0	830,833	683,892	60%	TBD	Final Funding Agreements forthcoming. Execution of Construction and CM contracts forthcoming, and pre-NTP activities anticipated 3rd Quarter 2020. NTP to follow.
23,391,019	23,391,019	-	*	400,856	20%	4th QTR 2030	DRPT LONP received; REF grant pending. PE design/EC anticipated completion 4th QTR 2020. Ongoing coordination with DRPT projects.
15,527,090	15,527,090	-	*	393,881	20%	4th QTR 2026	DRPT LONP received; REF grant pending. PE design/EC anticipated completion 4th QTR 2020. Ongoing coordination with DRPT projects.
25,983,000	25,983,000	0	2,238,144	670,225	30%	4th QTR 2022	Design due to site relocation to start in December 2020.
5,000,000	2,000,000	3,000,000	640,503	418,887	70%	4th QTR 2021	Contractor has been selected. Construction to begin 1st QTR 2021.
49,940,000	19,098,463	30,841,537	1,584,619	397,848	30%	2nd QTR 2024	PE & EC initiated in Oct 2019 and anticipated completion 3rd QTR 2020.
70,650,000	62,465,721	8,184,279	130,501	65,150	50%	2nd QTR 2023	DRPT LONP received. Real estate research in progress under LONP.

TRACK AND INFRASTRUCTURE

PROJECT	DESCRIPTION	PHASE					
		CD	PE	EC	RW	FD	CN
Hamilton-to-Crossroads Third Track	2¼-miles of new third track with CSXT design and construction of signal and track tie-ins.	◆	◆	◆	N/A	◆	◆

MAINTENANCE AND STORAGE FACILITIES

L'Enfant Train Storage Track - South	Conversion of CSXT track to VRE storage track and as well as signal and wayside-power work.	◆	◆	◆	N/A	●	●
Lifecycle Overhaul & Upgrade Facility	New LOU facility to be added to the Crossroads MSF.	◆	◆	◆	N/A	◆	●
Crossroads Maintenance and Storage Facility - Land Acquisition	Acquisition of 19.5 acres of land, construction of two storage tracks and related site improvements.	◆	N/A	N/A	●	N/A	N/A
New York Avenue Midday Storage Replacement Facility	Midday storage facility replacement for Ivy City storage facility.	◆	●	●	●		

ROLLING STOCK

Passenger Railcar Procurement	Acquisition of 29 new railcars.	◆	N/A	N/A	N/A	◆	◆
Positive Train Control	Implement Positive Train Control for all VRE locomotives and control cars.	◆	N/A	N/A	N/A	◆	●

PLANNING, COMMUNICATIONS AND IT

Broad Run Expansion (was Gainesville-Haymarket Extension)	NEPA and PE for expanding commuter rail service capacity in Western Prince William County	◆	●	●	-	-	-
Mobile Ticketing	Implementation of a new mobile ticketing system.	◆	N/A	N/A	N/A	◆	●










PHASE: CD - Conceptual Design PE - Preliminary Engineering EC - Environment Clearance

RW - Right of Way Acquisition FD - Final Design CN - Construction

STATUS: ◆ Completed ● Underway ■ On Hold

¹ Total project cost estimate in adopted FY2020 CIP Budget; percentage complete based on VRE Operations Board authorization

² Does not include minor (< \$50,000) operating expenditures

ESTIMATED COSTS (\$)						STATUS	
Total ¹	Funded	Unfunded	Authorized	Expended ²	Percent Complete ¹	Project Completion Date	
32,500,000	32,500,000	-	33,285,519	30,578,003	100%	3rd QTR 2018	 Benchmark Slope project complete.
3,965,000	3,965,000	-	2,937,323	1,699,610	60%	4th QTR 2019	 CSXT Construction Agreement received. CM underway.
38,183,632	38,183,632	-	3,176,039	2,143,583	70%	1st QTR 2023	 Notice to proceed issued to construction contractor on December 14, 2020.
2,950,000	2,950,000	-	2,950,000	163,565	100%	1st QTR 2020	 Land acquisition completed.
89,666,508	89,666,508	-	3,588,305	2,257,455	90%	4th QTR 2021	 Preliminary design has been completed and continuing to collaborate with Amtrak on agreements.
75,264,693	75,264,693	-	69,457,809	47,915,644	99%	4th QTR 2020	 All cars received. Completion date reflects end of warranty period.
14,191,833	14,191,833	-	10,294,079	7,984,451	95%	4th QTR 2018	 Implementation completed.
110,700,000	82,526,398	28,173,602	5,855,650	4,539,446	80%	4th QTR 2024	 PE design and EC underway. Property acquisition due diligence underway.
3,510,307	3,510,307	-	3,510,627	2,282,853	70%	1st QTR 2021	 American Eagle working on redesign with uplift to new platform.

This page intentionally left blank



VIRGINIA RAILWAY EXPRESS

1500 KING STREET, SUITE 202 • ALEXANDRIA, VA 22314 • 703.684.1001

VRE.ORG

